



Int. ADAC Supercross München 2016

SX1

München 0,300 Km

FREE PRACTICE 1 A

18.11.2016 10:54

Practice (5:00 Time)

No.	Name	Entrant/Team	Nat.
3	Jace Wayne OWEN	Team Waldmann	USA
19	Loic ROMBAUT	HFour-Caluori Racing Team by Energybody	FRA
39	Niclas HALLAFORS	STC Racing	SWE
68	Harrison HEATH	Sturm Racing Team	USA
75	Nicholas SCHMIDT	Sturm Racing Team	USA
80	Cade CLASON	Meyer Racing Team	USA
98	Austin POLITELLI	Meyer Racing Team	USA
99	Paul COATES	MONSTER ENERGY KAWASAKI ELF Team Pfeil	GBR
211	Sullivan JAULIN	KTM-Kosak Racing	FRA
817	Jason CLERMONT	HFour-Caluori Racing Team by Energybody	FRA
952	Ludowig MACLER	Suzuki Schill by MJ Sport	FRA



Int. ADAC Supercross München 2016

SX1

München 0,300 Km

FREE PRACTICE 1 B

18.11.2016 11:02

Practice (5:00 Time)

No.	Name	Entrant/Team	Nat.
4	Matthew Bayliss	Team Waldmann	GBR
27	Nick WEY	Sturm Racing Team	USA
42	Kyle CUNNINGHAM	Team Castrol Power1 Suzuki Moto-Base	USA
69	Carlos MACANAS	Team Twenty Suspension	ESP
101	Christopher BLOSE	Sturm Racing Team	USA
134	Filip NEUGEBAUER	MONSTER ENERGY KAWASAKI ELF Team Pfeil	CZE
511	Steven CLARKE	MPS Husqvarna Racing	GBR
644	Nick KOUWENBERG	Team Castrol Power1 Suzuki Moto-Base	NED
727	Boris MAILLARD	Team DIGA-Procross	FRA
922	Kevin FORS	KMP-Honda-Repsol-Racing-Team	BEL





Int. ADAC Supercross München 2016

SX1 München 0,300 Km
FREE PRACTICE 1 C 18.11.2016 11:10
Practice (5:00 Time)

No.	Name	Entrant/Team	Nat.
5	Gavin FAITH	Team Waldmann	USA
32	Marcus LEE SOPER	Team Twenty Suspension	GBR
61	Gannon AUDETTE	MONSTER ENERGY KAWASAKI ELF Team Pfeil	USA
62	Jesse WENTLAND	stielergruppe.mx Johannes-Bikes Suzuki	USA
64	Dominique THURY	Team GST Berlin	GER
74	Zack WILLIAMS	KMP-Honda-Repsol-Racing-Team	USA
92	Steve MAGES	Meyer Racing Team	USA
225	Charles LEFRANCOIS	Team Twenty Suspension	FRA
810	Kai HAASE	stielergruppe.mx Johannes-Bikes Suzuki	GER
941	Jeffrey MEURS	STC Racing	NDL





Int. ADAC Supercross München 2016

SX1

München 0,300 Km

FREE PRACTICE 1 A

18.11.2016 10:54

Practice (5:00 Time) started at 11:01:01

Pos	No.	Name	Nat.	Bike	Entrant/Team	Laps	Best Tm	Diff	In Lap	km/h
1	75	Nicholas SCHMIDT	USA	Suzuki	Sturm Racing Team	9	27.230		8	39,662
2	3	Jace Wayne OWEN	USA	Honda	Team Waldmann	10	27.515	0.285	10	39,251
3	817	Jason CLERMONT	FRA	Honda	HFour-Caluori Racing Team by Energybody	10	28.506	1.276	8	37,887
4	952	Ludowig MACLER	FRA	Suzuki	Suzuki Schill by MJ Sport	9	28.724	1.494	8	37,599
5	68	Harrison HEATH	USA	Kawasaki	Sturm Racing Team	10	29.097	1.867	9	37,117
6	98	Austin POLITELLI	USA	Yamaha	Meyer Racing Team	9	29.162	1.932	6	37,034
7	19	Loic ROMBAUT	FRA	KTM	HFour-Caluori Racing Team by Energybody	9	29.478	2.248	9	36,637
8	99	Paul COATES	GBR	Kawasaki	MONSTER ENERGY KAWASAKI ELF Team Pfeil	9	29.569	2.339	9	36,525
9	39	Niclas HALLAFORS	SWE	Yamaha	STC Racing	8	30.293	3.063	7	35,652
10	80	Cade CLASON	USA	Honda	Meyer Racing Team	4	30.679	3.449	4	35,203
11	211	Sullivan JAULIN	FRA	KTM	KTM-Kosak Racing				0	-





Int. ADAC Supercross München 2016

SX1

München 0,300 Km

FREE PRACTICE 1 A

18.11.2016 10:54

Practice (5:00 Time) started at 11:01:01

Lap	Time of Day	Lap Tm	Diff	Lap	Time of Day	Lap Tm	Diff	Lap	Time of Day	Lap Tm	Diff	
(75) Nicholas SCHMIDT				7	11:05:21.809	43.107	+13.945					
1	11:01:46.207	28.950	+1.720	8	11:05:55.440	33.631	+4.469					
2	11:02:13.809	27.602	+0.372	9	11:06:25.637	30.197	+1.035					
3	11:02:46.722	32.913	+5.683	(19) Loic ROMBAUT								
4	11:03:14.902	28.180	+0.950	1	11:02:04.732	39.915	+10.437					
5	11:03:53.602	38.700	+11.470	2	11:02:36.735	32.003	+2.525					
6	11:04:20.947	27.345	+0.115	3	11:03:08.668	31.933	+2.455					
7	11:05:11.577	50.630	+23.400	4	11:03:39.589	30.921	+1.443					
8	11:05:38.807	27.230		5	11:04:19.229	39.640	+10.162					
9	11:06:29.128	50.321	+23.091	6	11:04:49.151	29.922	+0.444					
(3) Jace Wayne OWEN				7	11:05:20.594	31.443	+1.965					
1	11:01:52.607	32.885	+5.370	8	11:05:57.227	36.633	+7.155					
2	11:02:23.436	30.829	+3.314	9	11:06:26.705	29.478						
3	11:02:55.679	32.243	+4.728	(99) Paul COATES								
4	11:03:25.767	30.088	+2.573	1	11:02:00.495	34.424	+4.855					
5	11:03:54.729	28.962	+1.447	2	11:02:32.350	31.855	+2.286					
6	11:04:22.890	28.161	+0.646	3	11:03:04.850	32.500	+2.931					
7	11:05:08.017	45.127	+17.612	4	11:03:37.676	32.826	+3.257					
8	11:05:43.171	35.154	+7.639	5	11:04:10.863	33.187	+3.618					
9	11:06:12.674	29.503	+1.988	6	11:04:41.835	30.972	+1.403					
10	11:06:40.189	27.515		7	11:05:14.218	32.383	+2.814					
(817) Jason CLERMONT				8	11:05:47.999	33.781	+4.212					
1	11:01:50.298	33.551	+5.045	9	11:06:17.568	29.569						
2	11:02:21.411	31.113	+2.607	(39) Niclas HALLAFORS								
3	11:02:51.280	29.869	+1.363	1	11:02:01.873	34.326	+4.033					
4	11:03:27.062	35.782	+7.276	2	11:02:34.008	32.135	+1.842					
5	11:03:56.745	29.683	+1.177	3	11:03:43.806	1:09.798	+39.505					
6	11:04:25.808	29.063	+0.557	4	11:04:24.037	40.231	+9.938					
7	11:04:54.572	28.764	+0.258	5	11:05:05.316	41.279	+10.986					
8	11:05:23.078	28.506		6	11:05:36.791	31.475	+1.182					
9	11:05:53.280	30.202	+1.696	7	11:06:07.084	30.293						
10	11:06:21.923	28.643	+0.137	8	11:06:47.019	39.935	+9.642					
(952) Ludwig MACLER				(80) Cade CLASON								
1	11:02:05.857	33.518	+4.794	1	11:02:03.380	33.363	+2.684					
2	11:02:39.972	34.115	+5.391	2	11:02:34.825	31.445	+0.766					
3	11:03:15.671	35.699	+6.975	3	11:06:05.122	3:30.297	+2:59.618					
4	11:03:47.072	31.401	+2.677	4	11:06:35.801	30.679						
5	11:04:17.503	30.431	+1.707									
6	11:05:03.890	46.387	+17.663									
7	11:05:33.369	29.479	+0.755									
8	11:06:02.093	28.724										
9	11:06:37.513	35.420	+6.696									
(68) Harrison HEATH												
1	11:01:54.739	33.753	+4.656									
2	11:02:27.279	32.540	+3.443									
3	11:03:02.787	35.508	+6.411									
4	11:03:33.151	30.364	+1.267									
5	11:04:03.284	30.133	+1.036									
6	11:04:32.613	29.329	+0.232									
7	11:05:01.843	29.230	+0.133									
8	11:05:51.029	49.186	+20.089									
9	11:06:20.126	29.097										
10	11:06:49.335	29.209	+0.112									
(98) Austin POLITELLI												
1	11:01:59.010	36.056	+6.894									
2	11:02:29.924	30.914	+1.752									
3	11:03:07.173	37.249	+8.087									
4	11:03:39.164	31.991	+2.829									
5	11:04:09.540	30.376	+1.214									
6	11:04:38.702	29.162										





Int. ADAC Supercross München 2016

SX1

München 0,300 Km

FREE PRACTICE 1 B

18.11.2016 11:02

Practice (5:00 Time) started at 11:09:48

Pos	No.	Name	Nat.	Bike	Entrant/Team	Laps	Best Tm	Diff	In Lap	km/h
1	101	Christopher BLOSE	USA	Kawasaki	Sturm Racing Team	9	26.809		8	40,285
2	42	Kyle CUNNINGHAM	USA	Suzuki	Team Castrol Power1 Suzuki Moto-Base	8	28.230	1.421	7	38,257
3	727	Boris MAILLARD	FRA	Suzuki	Team DIGA-Procross	9	28.359	1.550	9	38,083
4	211	Sullivan JAULIN	FRA	KTM	KTM-Kosak Racing	9	28.594	1.785	8	37,770
5	27	Nick WEY	USA	Kawasaki	Sturm Racing Team	8	28.882	2.073	7	37,394
6	134	Filip NEUGEBAUER	CZE	Kawasaki	MONSTER ENERGY KAWASAKI ELF Team Pfeil	9	29.552	2.743	4	36,546
7	922	Kevin FORS	BEL	Honda	KMP-Honda-Repsol-Racing-Team	8	29.983	3.174	8	36,020
8	69	Carlos MACANAS	ESP	Suzuki	Team Twenty Suspension	6	30.980	4.171	5	34,861
9	511	Steven CLARKE	GBR	Husqvarna	MPS Husqvarna Racing	7	31.285	4.476	5	34,521
10	4	Matthew Bayliss	GBR	Honda	Team Waldmann	6	32.218	5.409	5	33,522
11	644	Nick KOUWENBERG	NED	Suzuki	Team Castrol Power1 Suzuki Moto-Base				0	-





Int. ADAC Supercross München 2016

SX1

München 0,300 Km

FREE PRACTICE 1 B

18.11.2016 11:02

Practice (5:00 Time) started at 11:09:48

Lap	Time of Day	Lap Tm	Diff	Lap	Time of Day	Lap Tm	Diff	Lap	Time of Day	Lap Tm	Diff
(101) Christopher BLOSE				1	11:10:52.547	42.363	+12.380				
1	11:10:36.228	30.829	+4.020	2	11:11:37.596	45.049	+15.066				
2	11:11:06.044	29.816	+3.007	3	11:12:09.670	32.074	+2.091				
3	11:11:39.761	33.717	+6.908	4	11:12:41.439	31.769	+1.786				
4	11:12:15.002	35.241	+8.432	5	11:13:12.238	30.799	+0.816				
5	11:12:44.847	29.845	+3.036	6	11:14:06.697	54.459	+24.476				
6	11:13:14.065	29.218	+2.409	7	11:14:37.234	30.537	+0.554				
7	11:13:44.296	30.231	+3.422	8	11:15:07.217	29.983					
8	11:14:11.105	26.809		(69) Carlos MACANAS							
9	11:14:54.426	43.321	+16.512	1	11:12:07.032	58.161	+27.181				
(42) Kyle CUNNINGHAM				2	11:12:44.538	37.506	+6.526				
1	11:10:51.898	34.821	+6.591	3	11:13:16.322	31.784	+0.804				
2	11:11:30.114	38.216	+9.986	4	11:13:47.811	31.489	+0.509				
3	11:12:04.800	34.686	+6.456	5	11:14:18.791	30.980					
4	11:12:34.081	29.281	+1.051	6	11:14:49.809	31.018	+0.038				
5	11:13:16.816	42.735	+14.505	(511) Steven CLARKE							
6	11:14:05.119	48.303	+20.073	1	11:11:31.701	38.331	+7.046				
7	11:14:33.349	28.230		2	11:12:09.014	37.313	+6.028				
8	11:15:11.069	37.720	+9.490	3	11:12:46.584	37.570	+6.285				
(727) Boris MAILLARD				4	11:13:26.900	40.316	+9.031				
1	11:10:57.441	37.187	+8.828	5	11:13:58.185	31.285					
2	11:11:29.504	32.063	+3.704	6	11:14:31.753	33.568	+2.283				
3	11:12:01.180	31.676	+3.317	7	11:15:09.182	37.429	+6.144				
4	11:12:30.972	29.792	+1.433	(4) Matthew Bayliss							
5	11:13:00.258	29.286	+0.927	1	11:11:22.734	41.603	+9.385				
6	11:13:38.916	38.658	+10.299	2	11:12:05.655	42.921	+10.703				
7	11:14:14.561	35.645	+7.286	3	11:12:38.242	32.587	+0.369				
8	11:14:45.496	30.935	+2.576	4	11:13:18.735	40.493	+8.275				
9	11:15:13.855	28.359		5	11:13:50.953	32.218					
(211) Sullivan JAULIN				6	11:14:41.086	50.133	+17.915				
1	11:10:43.189	35.194	+6.600								
2	11:11:16.266	33.077	+4.483								
3	11:11:48.887	32.621	+4.027								
4	11:12:23.280	34.393	+5.799								
5	11:12:53.284	30.004	+1.410								
6	11:13:24.926	31.642	+3.048								
7	11:13:54.361	29.435	+0.841								
8	11:14:22.955	28.594									
9	11:14:51.613	28.658	+0.064								
(27) Nick WEY											
1	11:10:38.225	34.780	+5.898								
2	11:11:08.245	30.020	+1.138								
3	11:11:43.322	35.077	+6.195								
4	11:12:12.548	29.226	+0.344								
5	11:13:05.705	53.157	+24.275								
6	11:13:34.605	28.900	+0.018								
7	11:14:03.487	28.882									
8	11:14:57.499	54.012	+25.130								
(134) Filip NEUGEBAUER											
1	11:10:46.927	34.582	+5.030								
2	11:11:20.354	33.427	+3.875								
3	11:11:51.609	31.255	+1.703								
4	11:12:21.161	29.552									
5	11:12:52.424	31.263	+1.711								
6	11:13:22.445	30.021	+0.469								
7	11:13:59.490	37.045	+7.493								
8	11:14:31.260	31.770	+2.218								
9	11:15:14.648	43.388	+13.836								
(922) Kevin FORS											





Int. ADAC Supercross München 2016

SX1

München 0,300 Km

FREE PRACTICE 1 C

18.11.2016 11:10

Practice (5:00 Time) started at 11:18:04

Pos	No.	Name	Nat.	Bike	Entrant/Team	Laps	Best Tm	Diff	In Lap	km/h
1	64	Dominique THURY	GER	KTM	Team GST Berlin	9	26.850		8	40,223
2	5	Gavin FAITH	USA	Honda	Team Waldmann	9	26.911	0.061	9	40,132
3	225	Charles LEFRANCOIS	FRA	Suzuki	Team Twenty Suspension	9	28.319	1.469	8	38,137
4	92	Steve MAGES	USA	Yamaha	Meyer Racing Team	9	28.665	1.815	8	37,677
5	62	Jesse WENTLAND	USA	Suzuki	stielergruppe.mx Johannes-Bikes Suzuki	9	28.925	2.075	7	37,338
6	61	Gannon AUDETTE	USA	Kawasaki	MONSTER ENERGY KAWASAKI ELF Team Pfeil	9	29.067	2.217	9	37,156
7	810	Kai HAASE	GER	Suzuki	stielergruppe.mx Johannes-Bikes Suzuki	8	30.248	3.398	5	35,705
8	32	Marcus LEE SOPER	GBR	Suzuki	Team Twenty Suspension	8	30.382	3.532	7	35,547
9	74	Zack WILLIAMS	USA	Honda	KMP-Honda-Repsol-Racing-Team	8	30.390	3.540	7	35,538
10	941	Jeffrey MEURS	NED	Yamaha	STC Racing	8	30.567	3.717	7	35,332





Int. ADAC Supercross München 2016

SX1

München 0,300 Km

FREE PRACTICE 1 C

18.11.2016 11:10

Practice (5:00 Time) started at 11:18:04

Lap	Time of Day	Lap Tm	Diff	Lap	Time of Day	Lap Tm	Diff	Lap	Time of Day	Lap Tm	Diff
(64) Dominique THURY				(810) Kai HAASE							
1	11:18:55.109	32.225	+5.375	1	11:19:34.647	42.678	+12.430				
2	11:19:32.250	37.141	+10.291	2	11:20:10.594	35.947	+5.699				
3	11:20:06.029	33.779	+6.929	3	11:20:47.137	36.543	+6.295				
4	11:20:36.614	30.585	+3.735	4	11:21:19.163	32.026	+1.778				
5	11:21:06.011	29.397	+2.547	5	11:21:49.411	30.248					
6	11:21:34.166	28.155	+1.305	6	11:22:28.803	39.392	+9.144				
7	11:22:27.676	53.510	+26.660	7	11:23:01.910	33.107	+2.859				
8	11:22:54.526	26.850		8	11:23:33.070	31.160	+0.912				
9	11:23:37.440	42.914	+16.064	(32) Marcus LEE SOPER							
(5) Gavin FAITH				1	11:19:14.521	46.057	+15.675				
1	11:19:13.486	37.633	+10.722	2	11:19:47.930	33.409	+3.027				
2	11:19:44.408	30.922	+4.011	3	11:20:19.494	31.564	+1.182				
3	11:20:15.082	30.674	+3.763	4	11:20:59.663	40.169	+9.787				
4	11:20:44.357	29.275	+2.364	5	11:21:31.404	31.741	+1.359				
5	11:21:11.744	27.387	+0.476	6	11:22:11.888	40.484	+10.102				
6	11:21:47.479	35.735	+8.824	7	11:22:42.270	30.382					
7	11:22:15.737	28.258	+1.347	8	11:23:31.185	48.915	+18.533				
8	11:22:46.030	30.293	+3.382	(74) Zack WILLIAMS							
9	11:23:12.941	26.911		1	11:19:09.952	42.542	+12.152				
(225) Charles LEFRANCOIS				2	11:19:52.705	42.753	+12.363				
1	11:18:56.539	32.250	+3.931	3	11:20:27.335	34.630	+4.240				
2	11:19:27.434	30.895	+2.576	4	11:20:58.559	31.224	+0.834				
3	11:19:58.114	30.680	+2.361	5	11:21:29.258	30.699	+0.309				
4	11:20:29.043	30.929	+2.610	6	11:22:18.207	48.949	+18.559				
5	11:21:03.403	34.360	+6.041	7	11:22:48.597	30.390					
6	11:21:33.565	30.162	+1.843	8	11:23:23.671	35.074	+4.684				
7	11:22:20.215	46.650	+18.331	(941) Jeffrey MEURS							
8	11:22:48.534	28.319		1	11:19:16.988	37.517	+6.950				
9	11:23:26.655	38.121	+9.802	2	11:19:51.217	34.229	+3.662				
(92) Steve MAGES				3	11:20:30.047	38.830	+8.263				
1	11:18:58.594	33.967	+5.302	4	11:21:12.654	42.607	+12.040				
2	11:19:29.704	31.110	+2.445	5	11:21:43.500	30.846	+0.279				
3	11:20:00.989	31.285	+2.620	6	11:22:21.071	37.571	+7.004				
4	11:20:37.608	36.619	+7.954	7	11:22:51.638	30.567					
5	11:21:07.631	30.023	+1.358	8	11:23:28.835	37.197	+6.630				
6	11:21:36.799	29.168	+0.503	(62) Jesse WENTLAND							
7	11:22:05.549	28.750	+0.085	1	11:19:12.900	41.865	+12.940				
8	11:22:34.214	28.665		2	11:19:46.289	33.389	+4.464				
9	11:23:05.168	30.954	+2.289	3	11:20:17.129	30.840	+1.915				
(61) Gannon AUDETTE				4	11:20:50.129	33.000	+4.075				
1	11:19:05.828	36.463	+7.396	5	11:21:20.930	30.801	+1.876				
2	11:19:37.280	31.452	+2.385	6	11:21:54.356	33.426	+4.501				
3	11:20:08.647	31.367	+2.300	7	11:22:23.281	28.925					
4	11:20:39.451	30.804	+1.737	8	11:22:57.257	33.976	+5.051				
5	11:21:09.476	30.025	+0.958	9	11:23:29.107	31.850	+2.925				
6	11:21:39.256	29.780	+0.713	(61) Gannon AUDETTE							
7	11:22:09.229	29.973	+0.906	1	11:19:05.828	36.463	+7.396				
8	11:22:38.717	29.488	+0.421	2	11:19:37.280	31.452	+2.385				
9	11:23:07.784	29.067		3	11:20:08.647	31.367	+2.300				





Int. ADAC Supercross München 2016

SX1

München 0,300 Km

FREE PRACTICE 2 A

18.11.2016 12:06

Practice (5:00 Time) started at 12:17:10

Pos	No.	Name	Nat.	Bike	Entrant/Team	Laps	Best Tm	Diff	In Lap	km/h
1	75	Nicholas SCHMIDT	USA	Suzuki	Sturm Racing Team	9	26.062		8	41,440
2	3	Jace Wayne OWEN	USA	Honda	Team Waldmann	9	26.690	0.628	6	40,465
3	211	Sullivan JAULIN	FRA	KTM	KTM-Kosak Racing	9	27.182	1.120	6	39,732
4	80	Cade CLASON	USA	Honda	Meyer Racing Team	9	27.334	1.272	8	39,511
5	99	Paul COATES	GBR	Kawasaki	MONSTER ENERGY KAWASAKI ELF Team Pfeil	9	27.479	1.417	9	39,303
6	68	Harrison HEATH	USA	Kawasaki	Sturm Racing Team	9	28.197	2.135	6	38,302
7	19	Loic ROMBAUT	FRA	KTM	HFour-Caluori Racing Team by Energybody	8	28.234	2.172	8	38,252
8	98	Austin POLITELLI	USA	Yamaha	Meyer Racing Team	9	28.630	2.568	4	37,723
9	952	Ludowig MACLER	FRA	Suzuki	Suzuki Schill by MJ Sport	8	28.727	2.665	4	37,595
10	39	Niclas HALLAFORS	SWE	Yamaha	STC Racing	8	29.418	3.356	7	36,712
11	817	Jason CLERMONT	FRA	Honda	HFour-Caluori Racing Team by Energybody				0	-





Int. ADAC Supercross München 2016

SX1

München 0,300 Km

FREE PRACTICE 2 A

18.11.2016 12:06

Practice (5:00 Time) started at 12:17:10

Lap	Time of Day	Lap Tm	Diff	Lap	Time of Day	Lap Tm	Diff	Lap	Time of Day	Lap Tm	Diff
(75) Nicholas SCHMIDT				(19) Loic ROMBAUT							
1	12:17:55.629	26.815	+0.753	1	12:18:15.514	36.377	+8.143				
2	12:18:22.566	26.937	+0.875	2	12:18:44.915	29.401	+1.167				
3	12:19:07.484	44.918	+18.856	3	12:19:23.282	38.367	+10.133				
4	12:19:33.651	26.167	+0.105	4	12:19:51.842	28.560	+0.326				
5	12:20:13.262	39.611	+13.549	5	12:20:37.816	45.974	+17.740				
6	12:20:39.365	26.103	+0.041	6	12:21:06.082	28.266	+0.032				
7	12:21:16.541	37.176	+11.114	7	12:21:47.393	41.311	+13.077				
8	12:21:42.603	26.062		8	12:22:15.627	28.234					
9	12:22:32.413	49.810	+23.748								
(3) Jace Wayne OWEN				(98) Austin POLITELLI							
1	12:18:14.173	31.769	+5.079	1	12:18:10.772	29.657	+1.027				
2	12:18:42.740	28.567	+1.877	2	12:18:45.474	34.702	+6.072				
3	12:19:10.405	27.665	+0.975	3	12:19:27.554	42.080	+13.450				
4	12:19:48.470	38.065	+11.375	4	12:19:56.184	28.630					
5	12:20:17.628	29.158	+2.468	5	12:20:26.946	30.762	+2.132				
6	12:20:44.318	26.690		6	12:20:55.819	28.873	+0.243				
7	12:21:25.216	40.898	+14.208	7	12:21:30.224	34.405	+5.775				
8	12:21:53.173	27.957	+1.267	8	12:21:58.961	28.737	+0.107				
9	12:22:20.174	27.001	+0.311	9	12:22:36.622	37.661	+9.031				
(211) Sulivan JAULIN				(952) Ludowig MACLER							
1	12:18:03.426	31.132	+3.950	1	12:18:15.852	32.196	+3.469				
2	12:18:31.431	28.005	+0.823	2	12:18:56.198	40.346	+11.619				
3	12:19:13.563	42.132	+14.950	3	12:19:25.288	29.090	+0.363				
4	12:19:40.850	27.287	+0.105	4	12:19:54.015	28.727					
5	12:20:22.216	41.366	+14.184	5	12:20:33.195	39.180	+10.453				
6	12:20:49.398	27.182		6	12:21:31.815	58.620	+29.893				
7	12:21:35.587	46.189	+19.007	7	12:22:02.952	31.137	+2.410				
8	12:22:08.426	32.839	+5.657	8	12:22:38.606	35.654	+6.927				
9	12:22:35.765	27.339	+0.157								
(80) Cade CLASON				(39) Niclas HALLAFORS							
1	12:18:17.164	29.940	+2.606	1	12:18:07.176	30.837	+1.419				
2	12:18:46.239	29.075	+1.741	2	12:18:36.978	29.802	+0.384				
3	12:19:17.463	31.224	+3.890	3	12:19:29.367	52.389	+22.971				
4	12:19:45.895	28.432	+1.098	4	12:19:58.870	29.503	+0.085				
5	12:20:15.722	29.827	+2.493	5	12:20:45.252	46.382	+16.964				
6	12:20:43.627	27.905	+0.571	6	12:21:26.540	41.288	+11.870				
7	12:21:18.897	35.270	+7.936	7	12:21:55.958	29.418					
8	12:21:46.231	27.334		8	12:22:37.285	41.327	+11.909				
9	12:22:27.360	41.129	+13.795								
(99) Paul COATES											
1	12:18:10.349	31.892	+4.413								
2	12:18:39.414	29.065	+1.586								
3	12:19:08.636	29.222	+1.743								
4	12:19:54.988	46.352	+18.873								
5	12:20:24.527	29.539	+2.060								
6	12:20:53.440	28.913	+1.434								
7	12:21:22.228	28.788	+1.309								
8	12:22:01.489	39.261	+11.782								
9	12:22:28.968	27.479									
(68) Harrison HEATH											
1	12:18:05.143	30.541	+2.344								
2	12:18:35.016	29.873	+1.676								
3	12:19:21.670	46.654	+18.457								
4	12:19:50.614	28.944	+0.747								
5	12:20:20.331	29.717	+1.520								
6	12:20:48.528	28.197									
7	12:21:37.040	48.512	+20.315								
8	12:22:05.246	28.206	+0.009								
9	12:22:47.180	41.934	+13.737								



Int. ADAC Supercross München 2016

SX1

München 0,300 Km

FREE PRACTICE 2 B

18.11.2016 12:13

Practice (5:00 Time) started at 12:23:54

Pos	No.	Name	Nat.	Bike	Entrant/Team	Laps	Best Tm	Diff	In Lap	km/h
1	101	Christopher BLOSE	USA	Kawasaki	Sturm Racing Team	9	26.621		5	40,569
2	42	Kyle CUNNINGHAM	USA	Suzuki	Team Castrol Power1 Suzuki Moto-Base	10	26.892	0.271	10	40,161
3	727	Boris MAILLARD	FRA	Suzuki	Team DIGA-Procross	8	27.511	0.890	8	39,257
4	134	Filip NEUGEBAUER	CZE	Kawasaki	MONSTER ENERGY KAWASAKI ELF Team Pfeil	10	27.865	1.244	8	38,758
5	511	Steven CLARKE	GBR	Husqvarna	MPS Husqvarna Racing	9	28.267	1.646	8	38,207
6	27	Nick WEY	USA	Kawasaki	Sturm Racing Team	9	28.328	1.707	8	38,125
7	69	Carlos MACANAS	ESP	Suzuki	Team Twenty Suspension	8	29.445	2.824	5	36,679
8	4	Matthew Bayliss	GBR	Honda	Team Waldmann	8	29.568	2.947	5	36,526
9	922	Kevin FORS	BEL	Honda	KMP-Honda-Repsol-Racing-Team	8	30.162	3.541	4	35,807





Int. ADAC Supercross München 2016

SX1

München 0,300 Km

FREE PRACTICE 2 B

18.11.2016 12:13

Practice (5:00 Time) started at 12:23:54

Lap	Time of Day	Lap Tm	Diff	Lap	Time of Day	Lap Tm	Diff	Lap	Time of Day	Lap Tm	Diff
				9	12:29:12.363	34.479	+6.151				
(101) Christopher BLOSE				(69) Carlos MACANAS							
1	12:24:46.646	29.969	+3.348	1	12:24:57.716	36.293	+6.848				
2	12:25:15.821	29.175	+2.554	2	12:25:27.906	30.190	+0.745				
3	12:25:54.567	38.746	+12.125	3	12:26:09.615	41.709	+12.264				
4	12:26:24.399	29.832	+3.211	4	12:26:40.795	31.180	+1.735				
5	12:26:51.020	26.621		5	12:27:10.240	29.445					
6	12:27:29.514	38.494	+11.873	6	12:27:51.796	41.556	+12.111				
7	12:28:00.676	31.162	+4.541	7	12:28:34.625	42.829	+13.384				
8	12:28:33.238	32.562	+5.941	8	12:29:09.967	35.342	+5.897				
9	12:29:06.187	32.949	+6.328								
(42) Kyle CUNNINGHAM				(4) Matthew Bayliss							
1	12:24:41.506	28.592	+1.700	1	12:24:56.353	32.609	+3.041				
2	12:25:08.862	27.356	+0.464	2	12:25:26.391	30.038	+0.470				
3	12:25:50.439	41.577	+14.685	3	12:26:08.163	41.772	+12.204				
4	12:26:19.576	29.137	+2.245	4	12:26:38.969	30.806	+1.238				
5	12:26:48.400	28.824	+1.932	5	12:27:08.537	29.568					
6	12:27:15.520	27.120	+0.228	6	12:27:52.580	44.043	+14.475				
7	12:27:43.436	27.916	+1.024	7	12:28:29.880	37.300	+7.732				
8	12:28:18.150	34.714	+7.822	8	12:28:59.544	29.664	+0.096				
9	12:28:46.572	28.422	+1.530								
10	12:29:13.464	26.892		(922) Kevin FORS							
				1	12:25:01.363	36.255	+6.093				
(727) Boris MAILLARD				2	12:25:35.243	33.880	+3.718				
1	12:25:04.787	35.989	+8.478	3	12:26:06.621	31.378	+1.216				
2	12:25:34.197	29.410	+1.899	4	12:26:36.783	30.162					
3	12:26:02.051	27.854	+0.343	5	12:27:07.353	30.570	+0.408				
4	12:26:53.154	51.103	+23.592	6	12:27:53.821	46.468	+16.306				
5	12:27:20.977	27.823	+0.312	7	12:28:27.255	33.434	+3.272				
6	12:27:48.698	27.721	+0.210	8	12:29:03.824	36.569	+6.407				
7	12:28:41.103	52.405	+24.894								
8	12:29:08.614	27.511		(134) Filip NEUGEBAUER							
				1	12:24:43.125	33.577	+5.712				
(511) Steven CLARKE				2	12:25:13.681	30.556	+2.691				
1	12:24:50.502	32.764	+4.497	3	12:25:43.983	30.302	+2.437				
2	12:25:20.048	29.546	+1.279	4	12:26:14.767	30.784	+2.919				
3	12:25:48.796	28.748	+0.481	5	12:26:43.327	28.560	+0.695				
4	12:26:26.620	37.824	+9.557	6	12:27:14.095	30.768	+2.903				
5	12:26:54.946	28.326	+0.059	7	12:27:45.514	31.419	+3.554				
6	12:27:25.781	30.835	+2.568	8	12:28:13.379	27.865					
7	12:28:03.725	37.944	+9.677	9	12:28:49.421	36.042	+8.177				
8	12:28:31.992	28.267		10	12:29:18.546	29.125	+1.260				
9	12:29:00.839	28.847	+0.580	(27) Nick WEY							
				1	12:24:49.032	29.755	+1.427				
(27) Nick WEY				2	12:25:17.848	28.816	+0.488				
1	12:24:49.032	29.755	+1.427	3	12:25:47.159	29.311	+0.983				
2	12:25:17.848	28.816	+0.488	4	12:26:15.831	28.672	+0.344				
3	12:25:47.159	29.311	+0.983	5	12:27:05.064	49.233	+20.905				
4	12:26:15.831	28.672	+0.344	6	12:27:33.548	28.484	+0.156				
5	12:27:05.064	49.233	+20.905	7	12:28:09.556	36.008	+7.680				
6	12:27:33.548	28.484	+0.156	8	12:28:37.884	28.328					
7	12:28:09.556	36.008	+7.680								
8	12:28:37.884	28.328									





Int. ADAC Supercross München 2016

SX1

München 0,300 Km

FREE PRACTICE 2 C

18.11.2016 12:20

Practice (5:00 Time) started at 12:30:25

Pos	No.	Name	Nat.	Bike	Entrant/Team	Laps	Best Tm	Diff	In Lap	km/h
1	5	Gavin FAITH	USA	Honda	Team Waldmann	9	26.561		6	40,661
2	64	Dominique THURY	GER	KTM	Team GST Berlin	9	27.168	0.607	5	39,753
3	225	Charles LEFRANCOIS	FRA	Suzuki	Team Twenty Suspension	9	27.217	0.656	7	39,681
4	61	Gannon AUDETTE	USA	Kawasaki	MONSTER ENERGY KAWASAKI ELF Team Pfeil	9	27.511	0.950	8	39,257
5	62	Jesse WENTLAND	USA	Suzuki	stielergruppe.mx Johannes-Bikes Suzuki	9	27.986	1.425	4	38,591
6	92	Steve MAGES	USA	Yamaha	Meyer Racing Team	9	28.770	2.209	6	37,539
7	32	Marcus LEE SOPER	GBR	Suzuki	Team Twenty Suspension	8	29.147	2.586	4	37,054
8	941	Jeffrey MEURS	NED	Yamaha	STC Racing	8	29.435	2.874	8	36,691
9	74	Zack WILLIAMS	USA	Honda	KMP-Honda-Repsol-Racing-Team	8	29.635	3.074	7	36,443
10	810	Kai HAASE	GER	Suzuki	stielergruppe.mx Johannes-Bikes Suzuki	8	29.782	3.221	7	36,264





Int. ADAC Supercross München 2016

SX1

München 0,300 Km

QUALIFYING A

18.11.2016 13:14

Qualifying (6:00 Time) started at 13:22:17

Pos	No.	Name	Nat.	Bike	Entrant/Team	Laps	Best Tm	Diff	In Lap	km/h
1	75	Nicholas SCHMIDT	USA	Suzuki	Sturm Racing Team	10	26.178		10	41,256
2	3	Jace Wayne OWEN	USA	Honda	Team Waldmann	10	26.371	0.193	9	40,954
3	80	Cade CLASON	USA	Honda	Meyer Racing Team	10	26.835	0.657	7	40,246
4	211	Sullivan JAULIN	FRA	KTM	KTM-Kosak Racing	11	27.140	0.962	6	39,794
5	19	Loic ROMBAUT	FRA	KTM	HFour-Caluori Racing Team by Energybody	10	27.582	1.404	9	39,156
6	99	Paul COATES	GBR	Kawasaki	MONSTER ENERGY KAWASAKI ELF Team Pfeil	12	27.752	1.574	11	38,916
7	817	Jason CLERMONT	FRA	Honda	HFour-Caluori Racing Team by Energybody	10	27.756	1.578	8	38,911
8	68	Harrison HEATH	USA	Kawasaki	Sturm Racing Team	8	28.061	1.883	8	38,488
9	98	Austin POLITELLI	USA	Yamaha	Meyer Racing Team	11	28.102	1.924	4	38,431
10	952	Ludowig MACLER	FRA	Suzuki	Suzuki Schill by MJ Sport	10	28.221	2.043	9	38,269
11	39	Niclas HALLAFORS	SWE	Yamaha	STC Racing	8	29.591	3.413	4	36,498





Int. ADAC Supercross München 2016

SX1

München 0,300 Km

QUALIFYING A

18.11.2016 13:14

Qualifying (6:00 Time) started at 13:22:17

Lap	Time of Day	Lap Tm	Diff	Lap	Time of Day	Lap Tm	Diff	Lap	Time of Day	Lap Tm	Diff
(75) Nicholas SCHMIDT				4	13:24:34.213	29.066	+1.314				
1	13:22:58.604	26.710	+0.532	5	13:25:03.137	28.924	+1.172				
2	13:23:36.947	38.343	+12.165	6	13:25:34.015	30.878	+3.126				
3	13:24:03.675	26.728	+0.550	7	13:26:02.466	28.451	+0.699				
4	13:24:48.740	45.065	+18.887	8	13:26:32.689	30.223	+2.471				
5	13:25:41.156	52.416	+26.238	9	13:27:01.115	28.426	+0.674				
6	13:26:18.220	37.064	+10.886	10	13:27:37.424	36.309	+8.557				
7	13:27:06.420	48.200	+22.022	11	13:28:05.176	27.752					
8	13:27:32.900	26.480	+0.302	12	13:28:36.765	31.589	+3.837				
9	13:28:11.692	38.792	+12.614	(817) Jason CLERMONT							
10	13:28:37.870	26.178		1	13:23:13.198	32.471	+4.715				
(3) Jace Wayne OWEN				2	13:23:42.159	28.961	+1.205				
1	13:23:10.202	30.248	+3.877	3	13:24:29.230	47.071	+19.315				
2	13:23:39.987	29.785	+3.414	4	13:24:57.819	28.589	+0.833				
3	13:24:09.714	29.727	+3.356	5	13:25:47.139	49.320	+21.564				
4	13:24:36.557	26.843	+0.472	6	13:26:27.058	39.919	+12.163				
5	13:25:29.766	53.209	+26.838	7	13:26:57.701	30.643	+2.887				
6	13:25:57.791	28.025	+1.654	8	13:27:25.457	27.756					
7	13:26:24.931	27.140	+0.769	9	13:28:14.035	48.578	+20.822				
8	13:27:09.420	44.489	+18.118	10	13:28:41.861	27.826	+0.070				
9	13:27:35.791	26.371		(68) Harrison HEATH							
10	13:28:18.451	42.660	+16.289	1	13:23:29.533	43.527	+15.466				
(80) Cade CLASON				2	13:23:58.646	29.113	+1.052				
1	13:23:22.814	29.045	+2.210	3	13:24:27.652	29.006	+0.945				
2	13:23:50.118	27.304	+0.469	4	13:25:42.039	1:14.387	+46.326				
3	13:24:24.680	34.562	+7.727	5	13:26:10.839	28.800	+0.739				
4	13:24:56.029	31.349	+4.514	6	13:26:40.716	29.877	+1.816				
5	13:25:23.307	27.278	+0.443	7	13:28:16.187	1:35.471	+1:07.410				
6	13:26:07.031	43.724	+16.889	8	13:28:44.248	28.061					
7	13:26:33.866	26.835		(98) Austin POLITELLI							
8	13:27:14.215	40.349	+13.514	1	13:23:04.272	29.040	+0.938				
9	13:27:41.062	26.847	+0.012	2	13:23:37.997	33.725	+5.623				
10	13:28:23.451	42.389	+15.554	3	13:24:07.179	29.182	+1.080				
(211) Sulivan JAULIN				4	13:24:35.281	28.102					
1	13:23:07.483	29.719	+2.579	5	13:25:15.425	40.144	+12.042				
2	13:23:41.059	33.576	+6.436	6	13:25:49.745	34.320	+6.218				
3	13:24:11.357	30.298	+3.158	7	13:26:20.079	30.334	+2.232				
4	13:24:39.642	28.285	+1.145	8	13:26:54.041	33.962	+5.860				
5	13:25:10.549	30.907	+3.767	9	13:27:22.177	28.136	+0.034				
6	13:25:37.689	27.140		10	13:27:51.909	29.732	+1.630				
7	13:26:22.105	44.416	+17.276	11	13:28:26.165	34.256	+6.154				
8	13:26:59.273	37.168	+10.028	(952) Ludwig MACLER							
9	13:27:39.124	39.851	+12.711	1	13:23:19.298	29.079	+0.858				
10	13:28:08.205	29.081	+1.941	2	13:23:53.503	34.205	+5.984				
11	13:28:35.738	27.533	+0.393	3	13:24:22.248	28.745	+0.524				
(19) Loic ROMBAUT				4	13:25:07.077	44.829	+16.608				
1	13:23:16.259	32.071	+4.489	5	13:25:35.383	28.306	+0.085				
2	13:23:44.693	28.434	+0.852	6	13:26:15.535	40.152	+11.931				
3	13:24:12.731	28.038	+0.456	7	13:26:43.906	28.371	+0.150				
4	13:24:50.812	38.081	+10.499	8	13:27:27.393	43.487	+15.266				
5	13:25:18.483	27.671	+0.089	9	13:27:55.614	28.221					
6	13:26:09.153	50.670	+23.088	10	13:28:30.922	35.308	+7.087				
7	13:26:37.001	27.848	+0.266	(39) Niclas HALLAFORS							
8	13:27:30.323	53.322	+25.740	1	13:23:17.890	30.508	+0.917				
9	13:27:57.905	27.582		2	13:24:00.121	42.231	+12.640				
10	13:28:45.288	47.383	+19.801	3	13:24:30.701	30.580	+0.989				
(99) Paul COATES				4	13:25:00.292	29.591					
1	13:23:03.085	29.817	+2.065	5	13:26:49.746	1:49.454	+1:19.863				
2	13:23:33.227	30.142	+2.390	6	13:27:19.456	29.710	+0.119				
3	13:24:05.147	31.920	+4.168	7	13:27:49.830	30.374	+0.783				
				8	13:28:39.355	49.525	+19.934				





Int. ADAC Supercross München 2016

SX1

München 0,300 Km

QUALIFYING B

18.11.2016 13:22

Qualifying (6:00 Time) started at 13:29:34

Pos	No.	Name	Nat.	Bike	Entrant/Team	Laps	Best Tm	Diff	In Lap	km/h
1	101	Christopher BLOSE	USA	Kawasaki	Sturm Racing Team	11	26.044		6	41,468
2	42	Kyle CUNNINGHAM	USA	Suzuki	Team Castrol Power1 Suzuki Moto-Base	10	26.658	0.614	8	40,513
3	134	Filip NEUGEBAUER	CZE	Kawasaki	MONSTER ENERGY KAWASAKI ELF Team Pfeil	11	26.960	0.916	11	40,059
4	727	Boris MAILLARD	FRA	Suzuki	Team DIGA-Procross	10	27.273	1.229	10	39,600
5	27	Nick WEY	USA	Kawasaki	Sturm Racing Team	11	27.668	1.624	8	39,034
6	511	Steven CLARKE	GBR	Husqvarna	MPS Husqvarna Racing	11	27.683	1.639	5	39,013
7	4	Matthew Bayliss	GBR	Honda	Team Waldmann	10	27.957	1.913	10	38,631
8	922	Kevin FORS	BEL	Honda	KMP-Honda-Repsol-Racing-Team	10	28.658	2.614	10	37,686
9	69	Carlos MACANAS	ESP	Suzuki	Team Twenty Suspension	9	28.716	2.672	8	37,610





Int. ADAC Supercross München 2016

SX1

München 0,300 Km

QUALIFYING B

18.11.2016 13:22

Qualifying (6:00 Time) started at 13:29:34

Lap	Time of Day	Lap Tm	Diff	Lap	Time of Day	Lap Tm	Diff	Lap	Time of Day	Lap Tm	Diff
(101) Christopher BLOSE				2	13:31:06.395	34.334	+6.651				
1	13:30:23.171	33.393	+7.349	3	13:31:34.462	28.067	+0.384				
2	13:30:50.022	26.851	+0.807	4	13:32:15.978	41.516	+13.833				
3	13:31:29.094	39.072	+13.028	5	13:32:43.661	27.683					
4	13:31:55.438	26.344	+0.300	6	13:33:30.557	46.896	+19.213				
5	13:32:38.825	43.387	+17.343	7	13:34:02.126	31.569	+3.886				
6	13:33:04.869	26.044		8	13:34:32.279	30.153	+2.470				
7	13:33:57.929	53.060	+27.016	9	13:35:00.515	28.236	+0.553				
8	13:34:40.570	42.641	+16.597	10	13:35:28.313	27.798	+0.115				
9	13:35:08.296	27.726	+1.682	11	13:36:12.928	44.615	+16.932				
10	13:35:34.394	26.098	+0.054	(4) Matthew Bayliss							
11	13:36:13.145	38.751	+12.707	1	13:30:33.382	30.043	+2.086				
(42) Kyle CUNNINGHAM				2	13:31:02.185	28.803	+0.846				
1	13:30:24.376	27.382	+0.724	3	13:31:31.952	29.767	+1.810				
2	13:30:51.831	27.455	+0.797	4	13:32:08.792	36.840	+8.883				
3	13:31:33.534	41.703	+15.045	5	13:32:46.249	37.457	+9.500				
4	13:32:01.925	28.391	+1.733	6	13:33:15.220	28.971	+1.014				
5	13:32:34.164	32.239	+5.581	7	13:33:54.874	39.654	+11.697				
6	13:33:01.406	27.242	+0.584	8	13:34:28.032	33.158	+5.201				
7	13:33:47.193	45.787	+19.129	9	13:35:14.898	46.866	+18.909				
8	13:34:13.851	26.658		10	13:35:42.855	27.957					
9	13:35:12.932	59.081	+32.423	(922) Kevin FORS							
10	13:35:39.775	26.843	+0.185	1	13:30:39.817	32.475	+3.817				
(134) Filip NEUGEBAUER				2	13:31:18.358	38.541	+9.883				
1	13:30:27.615	34.134	+7.174	3	13:31:48.029	29.671	+1.013				
2	13:30:55.210	27.595	+0.635	4	13:32:17.484	29.455	+0.797				
3	13:31:22.876	27.666	+0.706	5	13:33:00.511	43.027	+14.369				
4	13:31:59.748	36.872	+9.912	6	13:33:29.218	28.707	+0.049				
5	13:32:26.933	27.185	+0.225	7	13:34:07.980	38.762	+10.104				
6	13:33:07.650	40.717	+13.757	8	13:34:36.989	29.009	+0.351				
7	13:33:41.902	34.252	+7.292	9	13:35:20.901	43.912	+15.254				
8	13:34:17.349	35.447	+8.487	10	13:35:49.559	28.658					
9	13:34:44.886	27.537	+0.577	(69) Carlos MACANAS							
10	13:35:30.465	45.579	+18.619	1	13:30:37.970	33.213	+4.497				
11	13:35:57.425	26.960		2	13:31:15.972	38.002	+9.286				
(727) Boris MAILLARD				3	13:31:45.104	29.132	+0.416				
1	13:30:44.510	42.379	+15.106	4	13:32:24.962	39.858	+11.142				
2	13:31:14.732	30.222	+2.949	5	13:32:54.631	29.669	+0.953				
3	13:31:43.424	28.692	+1.419	6	13:33:35.158	40.527	+11.811				
4	13:32:11.232	27.808	+0.535	7	13:34:42.313	1:07.155	+38.439				
5	13:32:52.816	41.584	+14.311	8	13:35:11.029	28.716					
6	13:33:20.156	27.340	+0.067	9	13:35:58.952	47.923	+19.207				
7	13:34:22.737	1:02.581	+35.308	(27) Nick WEY							
8	13:34:56.671	33.934	+6.661	1	13:30:25.766	33.705	+6.037				
9	13:35:25.311	28.640	+1.367	2	13:30:53.629	27.863	+0.195				
10	13:35:52.584	27.273		3	13:31:39.554	45.925	+18.257				
(511) Steven CLARKE				4	13:32:07.478	27.924	+0.256				
1	13:30:32.061	32.326	+4.643	5	13:32:42.548	35.070	+7.402				
				6	13:33:10.397	27.849	+0.181				
				7	13:33:51.560	41.163	+13.495				
				8	13:34:19.228	27.668					
				9	13:34:53.846	34.618	+6.950				
				10	13:35:32.416	38.570	+10.902				
				11	13:36:01.077	28.661	+0.993				





Int. ADAC Supercross München 2016

SX2

München 0,300 Km

QUALIFYING C

18.11.2016 13:06

Qualifying (6:00 Time) started at 13:14:38

Pos	No.	Name	Nat.	Bike	Entrant/Team	Laps	Best Tm	Diff	In Lap	km/h
1	259	Julien LEBEAU	FRA	Kawasaki	MONSTER ENERGY KAWASAKI ELF Team Pfeil	10	27.912		7	38,693
2	33	Gradie FEATHERSTONE	GBR	Suzuki	Team Castrol Power1 Suzuki Moto-Base	11	28.230	0.318	6	38,257
3	491	Paul HABERLAND	GER	Suzuki	stielergruppe.mx Johannes-Bikes Suzuki	11	28.417	0.505	9	38,005
4	503	Oliver KAAS	GER	Honda	Meyer Racing Team	10	28.906	0.994	7	37,362
5	32	Alex ANDREIS	ITA	Husqvarna	MONTEC-NILS-SUICIDE	9	29.339	1.427	6	36,811
6	949	Alessandro CONTESSI	SUI	Yamaha	HFour-Caluori Racing Team by Energybody	10	29.833	1.921	9	36,202
7	626	Senad Hasanic	FRA	Suzuki	Suzuki Schill by MJ Sport	9	30.478	2.566	6	35,435
8	981	Wesley MARS	NED	KTM	Suzuki Schill by MJ Sport	10	30.594	2.682	8	35,301
9	776	Oliver Jacques SCZEPONE	GER	KTM	KTM Theiner Kyffindoor MX	10	31.280	3.368	5	34,527
10	198	Julian JUDINA	AUT	Suzuki	MONTEC-NILS-SUICIDE	9	32.538	4.626	1	33,192





Int. ADAC Supercross München 2016

SX2

München 0,300 Km

QUALIFYING C

18.11.2016 13:06

Qualifying (6:00 Time) started at 13:14:38

Lap	Time of Day	Lap Tm	Diff	Lap	Time of Day	Lap Tm	Diff	Lap	Time of Day	Lap Tm	Diff
(259) Julien LEBEAU				4	13:17:28.654	41.473	+11.640				
1	13:15:51.488	28.610	+0.698	5	13:17:58.898	30.244	+0.411				
2	13:16:34.329	42.841	+14.929	6	13:18:46.968	48.070	+18.237				
3	13:17:02.577	28.248	+0.336	7	13:19:17.866	30.898	+1.065				
4	13:17:38.322	35.745	+7.833	8	13:19:47.944	30.078	+0.245				
5	13:18:07.266	28.944	+1.032	9	13:20:17.777	29.833					
6	13:18:36.943	29.677	+1.765	10	13:21:10.396	52.619	+22.786				
7	13:19:04.855	27.912		(626) Senad Hasanac							
8	13:19:44.762	39.907	+11.995	1	13:15:32.176	31.781	+1.303				
9	13:20:13.295	28.533	+0.621	2	13:16:04.321	32.145	+1.667				
10	13:21:02.822	49.527	+21.615	3	13:16:44.937	40.616	+10.138				
(33) Gradie FEATHERSTONE				4	13:17:15.737	30.800	+0.322				
1	13:15:27.133	29.114	+0.884	5	13:18:04.501	48.764	+18.286				
2	13:15:55.913	28.780	+0.550	6	13:18:34.979	30.478					
3	13:16:37.245	41.332	+13.102	7	13:19:12.280	37.301	+6.823				
4	13:17:06.185	28.940	+0.710	8	13:19:53.492	41.212	+10.734				
5	13:17:44.729	38.544	+10.314	9	13:21:11.121	1:17.629	+47.151				
6	13:18:12.959	28.230		(981) Wesley MARS							
7	13:18:41.261	28.302	+0.072	1	13:15:37.295	30.714	+0.120				
8	13:19:23.542	42.281	+14.051	2	13:16:08.105	30.810	+0.216				
9	13:19:51.829	28.287	+0.057	3	13:16:39.714	31.609	+1.015				
10	13:20:20.279	28.450	+0.220	4	13:17:18.321	38.607	+8.013				
11	13:21:21.200	1:00.921	+32.691	5	13:17:49.119	30.798	+0.204				
(491) Paul HABERLAND				6	13:18:28.975	39.856	+9.262				
1	13:15:29.863	30.857	+2.440	7	13:19:01.800	32.825	+2.231				
2	13:15:59.740	29.877	+1.460	8	13:19:32.394	30.594					
3	13:16:28.423	28.683	+0.266	9	13:20:12.010	39.616	+9.022				
4	13:17:14.471	46.048	+17.631	10	13:20:47.644	35.634	+5.040				
5	13:17:47.890	33.419	+5.002	(776) Oliver Jacques SCZEPONEK							
6	13:18:21.401	33.511	+5.094	1	13:15:51.403	41.309	+10.029				
7	13:18:50.287	28.886	+0.469	2	13:16:24.804	33.401	+2.121				
8	13:19:20.843	30.556	+2.139	3	13:16:57.790	32.986	+1.706				
9	13:19:49.260	28.417		4	13:17:30.049	32.259	+0.979				
10	13:20:19.613	30.353	+1.936	5	13:18:01.329	31.280					
11	13:21:03.476	43.863	+15.446	6	13:18:42.161	40.832	+9.552				
(503) Oliver KAAS				7	13:19:13.644	31.483	+0.203				
1	13:15:35.515	30.223	+1.317	8	13:19:54.295	40.651	+9.371				
2	13:16:05.267	29.752	+0.846	9	13:20:25.679	31.384	+0.104				
3	13:16:51.616	46.349	+17.443	10	13:20:57.139	31.460	+0.180				
4	13:17:20.717	29.101	+0.195	(198) Julian JUDINA							
5	13:17:56.535	35.818	+6.912	1	13:15:40.777	32.538					
6	13:18:27.473	30.938	+2.032	2	13:16:13.554	32.777	+0.239				
7	13:18:56.379	28.906		3	13:17:00.781	47.227	+14.689				
8	13:20:04.346	1:07.967	+39.061	4	13:17:34.038	33.257	+0.719				
9	13:20:35.986	31.640	+2.734	5	13:18:31.249	57.211	+24.673				
10	13:21:18.206	42.220	+13.314	6	13:19:04.279	33.030	+0.492				
(32) Alex ANDREIS				7	13:20:00.496	56.217	+23.679				
1	13:15:49.601	39.287	+9.948	8	13:20:33.341	32.845	+0.307				
2	13:16:19.638	30.037	+0.698	9	13:21:24.642	51.301	+18.763				
3	13:17:09.802	50.164	+20.825								
4	13:17:53.233	43.431	+14.092								
5	13:18:25.317	32.084	+2.745								
6	13:18:54.656	29.339									
7	13:19:56.707	1:02.051	+32.712								
8	13:20:34.590	37.883	+8.544								
9	13:21:08.015	33.425	+4.086								
(949) Alessandro CONTESSI											
1	13:15:34.315	31.071	+1.238								
2	13:16:16.803	42.488	+12.655								
3	13:16:47.181	30.378	+0.545								



Int. ADAC Supercross München 2016


SX1

München 0,300 Km

QUALIFYING HEAT A

18.11.2016 14:20

Race (8 Laps)



POLE POSITION

1	1 75 Nicholas SCHMIDT 26.178
2	2 3 Jace Wayne OWEN 26.371
3	3 80 Cade CLASON 26.835
4	4 211 Sullivan JAULIN 27.140
5	5 19 Loic ROMBAUT 27.582
6	6 99 Paul COATES 27.752
7	7 817 Jason CLERMONT 27.756
8	8 68 Harrison HEATH 28.061
9	9 98 Austin POLITELLI 28.102
10	10 952 Ludwig MACLER 28.221
11	11 39 Niclas HALLAFORS 29.591





Int. ADAC Supercross München 2016


SX1

München 0,300 Km

QUALIFYING HEAT B

18.11.2016 14:30

Race (8 Laps)



POLE POSITION

1	1 101 Christopher BLOSE 26.044
2	2 42 Kyle CUNNINGHAM 26.658
3	3 134 Filip NEUGEBAUER 26.960
4	4 727 Boris MAILLARD 27.273
5	5 27 Nick WEY 27.668
6	6 511 Steven CLARKE 27.683
7	7 4 Matthew Bayliss 27.957
8	8 922 Kevin FORS 28.658
9	9 69 Carlos MACANAS 28.716





Int. ADAC Supercross München 2016


SX1

München 0,300 Km

QUALIFYING HEAT C

18.11.2016 14:40

Race (8 Laps)



POLE POSITION

1	1 5 Gavin FAITH 26.206
2	2 225 Charles LEFRANCOIS 27.118
3	3 62 Jesse WENTLAND 27.520
4	4 61 Gannon AUDETTE 27.608
5	5 32 Marcus LEE SOPER 28.172
6	6 64 Dominique THURY 28.185
7	7 810 Kai HAASE 28.505
8	8 92 Steve MAGES 28.797
9	9 941 Jeffrey MEURS 29.313
10	10 74 Zack WILLIAMS 29.367





Int. ADAC Supercross München 2016

SX1

München 0,300 Km

QUALIFYING HEAT A

18.11.2016 14:20

Race (8 Laps) started at 14:49:06

Pos	No.	Name	Nat.	Bike	Entrant/Team	Laps	Total Tm	Diff	Best Tm	In Lap	Points
1	75	Nicholas SCHMIDT	USA	Suzuki	Sturm Racing Team	8	4:06.772		26.711	6	0
2	3	Jace Wayne OWEN	USA	Honda	Team Waldmann	8	4:09.560	2.788	26.991	4	0
3	19	Loic ROMBAUT	FRA	KTM	HFour-Caluori Racing Team by Energybody	8	4:14.626	7.854	27.780	4	0
4	99	Paul COATES	GBR	Kawasaki	MONSTER ENERGY KAWASAKI ELF Team Pfeil	8	4:16.547	9.775	27.748	5	0
5	211	Sulivan JAULIN	FRA	KTM	KTM-Kosak Racing	8	4:17.665	10.893	28.100	6	0
6	98	Austin POLITELLI	USA	Yamaha	Meyer Racing Team	8	4:18.411	11.639	27.521	8	0
7	817	Jason CLERMONT	FRA	Honda	HFour-Caluori Racing Team by Energybody	8	4:19.708	12.936	28.143	8	0
8	952	Ludowig MACLER	FRA	Suzuki	Suzuki Schill by MJ Sport	8	4:23.121	16.349	28.342	4	0
9	68	Harrison HEATH	USA	Kawasaki	Sturm Racing Team	8	4:32.763	25.991	28.212	5	0
10	39	Niclas HALLAFORS	SWE	Yamaha	STC Racing	8	4:37.809	31.037	29.522	2	0
11	80	Cade CLASON	USA	Honda	Meyer Racing Team	7	4:34.911	1 Lap	27.664	5	0

Margin of Victory	Ø km/h	Best Lap Tm	km/h	Best Lap by
2.788	35,012	26.711	40,433	75 - Nicholas SCHMIDT

Official Timing camp-company.de / mwraceconsulting.com

Orbits

Timekeeping Steffen Kirchhof:

Clerk of the course Xaver Sturm:

Steward Olaf Noack:

Reg. Nr SX 06/16 FIM 297/20 FIM Europe 21/114

Printed: 18.11.2016 14:54:00

posted at: h





Int. ADAC Supercross München 2016

SX1

München 0,300 Km

QUALIFYING HEAT A

18.11.2016 14:20

Race (8 Laps) started at 14:49:06

Lap	Time of Day	Lap Tm	Diff	Lap	Time of Day	Lap Tm	Diff	Lap	Time of Day	Lap Tm	Diff
(75) Nicholas SCHMIDT				5	14:52:00.525	28.216	+0.073				
1	14:50:01.578	29.284	+2.573	6	14:52:29.002	28.477	+0.334				
2	14:50:29.265	27.687	+0.976	7	14:52:57.867	28.865	+0.722				
3	14:50:56.543	27.278	+0.567	8	14:53:26.010	28.143					
4	14:51:23.520	26.977	+0.266	(952) Ludwig MACLER							
5	14:51:50.799	27.279	+0.568	1	14:50:07.657	30.325	+1.983				
6	14:52:17.510	26.711		2	14:50:36.378	28.721	+0.379				
7	14:52:45.956	28.446	+1.735	3	14:51:06.151	29.773	+1.431				
8	14:53:13.074	27.118	+0.407	4	14:51:34.493	28.342					
(3) Jace Wayne OWEN				5	14:52:03.252	28.759	+0.417				
1	14:50:03.007	28.621	+1.630	6	14:52:31.852	28.600	+0.258				
2	14:50:31.173	28.166	+1.175	7	14:53:00.769	28.917	+0.575				
3	14:50:58.300	27.127	+0.136	8	14:53:29.423	28.654	+0.312				
4	14:51:25.291	26.991		(68) Harrison HEATH							
5	14:51:52.503	27.212	+0.221	1	14:50:03.065	29.637	+1.425				
6	14:52:19.846	27.343	+0.352	2	14:50:32.216	29.151	+0.939				
7	14:52:47.265	27.419	+0.428	3	14:51:00.556	28.340	+0.128				
8	14:53:15.862	28.597	+1.606	4	14:51:29.170	28.614	+0.402				
(19) Loic ROMBAUT				5	14:51:57.382	28.212					
1	14:50:01.565	28.638	+0.858	6	14:52:27.635	30.253	+2.041				
2	14:50:30.399	28.834	+1.054	7	14:53:07.856	40.221	+12.009				
3	14:50:58.947	28.548	+0.768	8	14:53:39.065	31.209	+2.997				
4	14:51:26.727	27.780		(39) Niclas HALLAFORS							
5	14:51:54.566	27.839	+0.059	1	14:50:08.824	30.171	+0.649				
6	14:52:22.928	28.362	+0.582	2	14:50:38.346	29.522					
7	14:52:51.685	28.757	+0.977	3	14:51:08.389	30.043	+0.521				
8	14:53:20.928	29.243	+1.463	4	14:51:38.114	29.725	+0.203				
(99) Paul COATES				5	14:52:10.028	31.914	+2.392				
1	14:50:04.124	29.191	+1.443	6	14:52:41.388	31.360	+1.838				
2	14:50:33.447	29.323	+1.575	7	14:53:11.548	30.160	+0.638				
3	14:51:02.187	28.740	+0.992	8	14:53:44.111	32.563	+3.041				
4	14:51:30.249	28.062	+0.314	(80) Cade CLASON							
5	14:51:57.997	27.748		1	14:50:02.406	28.607	+0.943				
6	14:52:26.215	28.218	+0.470	2	14:50:31.821	29.415	+1.751				
7	14:52:54.891	28.676	+0.928	3	14:50:59.957	28.136	+0.472				
8	14:53:22.849	27.958	+0.210	4	14:51:27.710	27.753	+0.089				
(211) Sulivan JAULIN				5	14:51:55.374	27.664					
1	14:50:04.537	29.673	+1.573	6	14:53:08.360	1:12.986	+45.322				
2	14:50:32.799	28.262	+0.162	7	14:53:41.213	32.853	+5.189				
3	14:51:01.230	28.431	+0.331	(98) Austin POLITELLI							
4	14:51:30.141	28.911	+0.811	1	14:50:05.410	29.948	+2.427				
5	14:51:59.006	28.865	+0.765	2	14:50:34.269	28.859	+1.338				
6	14:52:27.106	28.100		3	14:51:02.857	28.588	+1.067				
7	14:52:55.449	28.343	+0.243	4	14:51:31.166	28.309	+0.788				
8	14:53:23.967	28.518	+0.418	5	14:51:59.698	28.532	+1.011				
(817) Jason CLERMONT				6	14:52:28.516	28.818	+1.297				
1	14:50:06.204	30.076	+1.933	7	14:52:57.192	28.676	+1.155				
2	14:50:34.694	28.490	+0.347	8	14:53:24.713	27.521					
3	14:51:03.413	28.719	+0.576	(817) Jason CLERMONT							
4	14:51:32.309	28.896	+0.753	1	14:50:06.204	30.076	+1.933				





Int. ADAC Supercross München 2016

SX1

München 0,300 Km

QUALIFYING HEAT B

18.11.2016 14:30

Race (8 Laps) started at 14:57:58

Pos	No.	Name	Nat.	Bike	Entrant/Team	Laps	Total Tm	Diff	Best Tm	In Lap	Points
1	101	Christopher BLOSE	USA	Kawasaki	Sturm Racing Team	8	4:13.638		27.332	2	0
2	727	Boris MAILLARD	FRA	Suzuki	Team DIGA-Procross	8	4:16.260	2.622	27.952	5	0
3	134	Filip NEUGEBAUER	CZE	Kawasaki	MONSTER ENERGY KAWASAKI ELF Team Pfeil	8	4:17.329	3.691	28.163	1	0
4	511	Steven CLARKE	GBR	Husqvarna	MPS Husqvarna Racing	8	4:18.609	4.971	28.195	5	0
5	42	Kyle CUNNINGHAM	USA	Suzuki	Team Castrol Power1 Suzuki Moto-Base	8	4:20.388	6.750	27.844	4	0
6	27	Nick WEY	USA	Kawasaki	Sturm Racing Team	8	4:21.774	8.136	27.897	2	0
7	69	Carlos MACANAS	ESP	Suzuki	Team Twenty Suspension	8	4:24.378	10.740	28.769	4	0
8	922	Kevin FORS	BEL	Honda	KMP-Honda-Repsol-Racing-Team	8	4:43.584	29.946	28.696	3	0
9	4	Matthew Bayliss	GBR	Honda	Team Waldmann	7	4:29.209	1 Lap	28.524	3	0

Margin of Victory	Ø km/h	Best Lap Tm	km/h	Best Lap by
2.622	34,064	27.332	39,514	101 - Christopher BLOSE

Official Timing camp-company.de / mwraceconsulting.com

Orbits

Timekeeping Steffen Kirchhof:

Clerk of the course Xaver Sturm:

Steward Olaf Noack:

Reg. Nr SX 06/16 FIM 297/20 FIM Europe 21/114

Printed: 18.11.2016 15:03:01

posted at: h





Int. ADAC Supercross München 2016

SX1

München 0,300 Km

QUALIFYING HEAT B

18.11.2016 14:30

Race (8 Laps) started at 14:57:58

Lap	Time of Day	Lap Tm	Diff	Lap	Time of Day	Lap Tm	Diff	Lap	Time of Day	Lap Tm	Diff
(101) Christopher BLOSE				5	15:00:54.561	29.314	+0.545				
1	14:58:53.254	28.218	+0.886	6	15:01:23.893	29.332	+0.563				
2	14:59:20.586	27.332		7	15:01:53.030	29.137	+0.368				
3	14:59:48.489	27.903	+0.571	8	15:02:23.116	30.086	+1.317				
4	15:00:16.161	27.672	+0.340	(922) Kevin FORS							
5	15:00:44.555	28.394	+1.062	1	14:59:12.379	31.742	+3.046				
6	15:01:12.415	27.860	+0.528	2	14:59:41.250	28.871	+0.175				
7	15:01:43.940	31.525	+4.193	3	15:00:09.946	28.696					
8	15:02:12.376	28.436	+1.104	4	15:00:39.509	29.563	+0.867				
(727) Boris MAILLARD				5	15:01:08.663	29.154	+0.458				
1	14:58:52.804	28.549	+0.597	6	15:01:41.638	32.975	+4.279				
2	14:59:21.373	28.569	+0.617	7	15:02:11.623	29.985	+1.289				
3	14:59:49.827	28.454	+0.502	8	15:02:42.322	30.699	+2.003				
4	15:00:18.757	28.930	+0.978	(4) Matthew Bayliss							
5	15:00:46.709	27.952		1	14:58:56.961	28.856	+0.332				
6	15:01:14.925	28.216	+0.264	2	14:59:26.314	29.353	+0.829				
7	15:01:45.388	30.463	+2.511	3	14:59:54.838	28.524					
8	15:02:14.998	29.610	+1.658	4	15:00:23.978	29.140	+0.616				
(134) Filip NEUGEBAUER				5	15:00:52.796	28.818	+0.294				
1	14:58:54.135	28.163		6	15:01:54.877	1:02.081	+33.557				
2	14:59:22.456	28.321	+0.158	7	15:02:27.947	33.070	+4.546				
3	14:59:51.378	28.922	+0.759								
4	15:00:19.675	28.297	+0.134								
5	15:00:48.052	28.377	+0.214								
6	15:01:16.443	28.391	+0.228								
7	15:01:47.261	30.818	+2.655								
8	15:02:16.067	28.806	+0.643								
(511) Steven CLARKE											
1	14:58:55.073	28.389	+0.194								
2	14:59:24.270	29.197	+1.002								
3	14:59:52.767	28.497	+0.302								
4	15:00:21.351	28.584	+0.389								
5	15:00:49.546	28.195									
6	15:01:18.111	28.565	+0.370								
7	15:01:49.088	30.977	+2.782								
8	15:02:17.347	28.259	+0.064								
(42) Kyle CUNNINGHAM											
1	14:58:56.109	28.623	+0.779								
2	14:59:24.890	28.781	+0.937								
3	14:59:53.960	29.070	+1.226								
4	15:00:21.804	27.844									
5	15:00:50.467	28.663	+0.819								
6	15:01:18.770	28.303	+0.459								
7	15:01:49.498	30.728	+2.884								
8	15:02:19.126	29.628	+1.784								
(27) Nick WEY											
1	14:58:55.792	28.755	+0.858								
2	14:59:23.689	27.897									
3	14:59:53.446	29.757	+1.860								
4	15:00:22.943	29.497	+1.600								
5	15:00:52.477	29.534	+1.637								
6	15:01:21.926	29.449	+1.552								
7	15:01:51.213	29.287	+1.390								
8	15:02:20.512	29.299	+1.402								
(69) Carlos MACANAS											
1	14:58:58.432	29.457	+0.688								
2	14:59:27.587	29.155	+0.386								
3	14:59:56.478	28.891	+0.122								
4	15:00:25.247	28.769									





Int. ADAC Supercross München 2016

SX1

München 0,300 Km

QUALIFYING HEAT C

18.11.2016 14:40

Race (8 Laps) started at 15:07:36

Pos	No.	Name	Nat.	Bike	Entrant/Team	Laps	Total Tm	Diff	Best Tm	In Lap	Points
1	5	Gavin FAITH	USA	Honda	Team Waldmann	8	4:11.639		27.226	3	0
2	225	Charles LEFRANCOIS	FRA	Suzuki	Team Twenty Suspension	8	4:15.062	3.423	28.027	3	0
3	92	Steve MAGES	USA	Yamaha	Meyer Racing Team	8	4:23.115	11.476	28.710	8	0
4	61	Gannon AUDETTE	USA	Kawasaki	MONSTER ENERGY KAWASAKI ELF Team Pfeil	8	4:24.232	12.593	27.932	3	0
5	62	Jesse WENTLAND	USA	Suzuki	stielergruppe.mx Johannes-Bikes Suzuki	8	4:25.254	13.615	28.834	2	0
6	64	Dominique THURY	GER	KTM	Team GST Berlin	8	4:28.273	16.634	29.105	2	0
7	810	Kai HAASE	GER	Suzuki	stielergruppe.mx Johannes-Bikes Suzuki	8	4:34.622	22.983	29.237	3	0
8	74	Zack WILLIAMS	USA	Honda	KMP-Honda-Repsol-Racing-Team	8	4:36.324	24.685	30.039	5	0
9	32	Marcus LEE SOPER	GBR	Suzuki	Team Twenty Suspension	7	4:01.687	1 Lap	29.271	2	0
10	941	Jeffrey MEURS	NED	Yamaha	STC Racing	6	4:41.665	2 Laps	30.385	5	0

Margin of Victory	Ø km/h	Best Lap Tm	km/h	Best Lap by
3.423	34,335	27.226	39,668	5 - Gavin FAITH

Official Timing camp-company.de / mwraceconsulting.com

Orbits

Timekeeping Steffen Kirchhof:

Clerk of the course Xaver Sturm:

Steward Olaf Noack:

Reg. Nr SX 06/16 FIM 297/20 FIM Europe 21/114

Printed: 18.11.2016 15:43:13

posted at: h





Int. ADAC Supercross München 2016

SX1

München 0,300 Km

QUALIFYING HEAT C

18.11.2016 14:40

Race (8 Laps) started at 15:07:36

Lap	Time of Day	Lap Tm	Diff	Lap	Time of Day	Lap Tm	Diff	Lap	Time of Day	Lap Tm	Diff
(5) Gavin FAITH				5	15:10:37.906	30.136	+0.899				
1	15:08:30.314	28.169	+0.943	6	15:11:08.116	30.210	+0.973				
2	15:08:58.115	27.801	+0.575	7	15:11:39.012	30.896	+1.659				
3	15:09:25.341	27.226		8	15:12:10.628	31.616	+2.379				
4	15:09:53.156	27.815	+0.589	(74) Zack WILLIAMS							
5	15:10:21.074	27.918	+0.692	1	15:08:38.111	30.493	+0.454				
6	15:10:49.445	28.371	+1.145	2	15:09:08.440	30.329	+0.290				
7	15:11:18.177	28.732	+1.506	3	15:09:39.152	30.712	+0.673				
8	15:11:47.645	29.468	+2.242	4	15:10:09.544	30.392	+0.353				
(225) Charles LEFRANCOIS				5	15:10:39.583	30.039					
1	15:08:31.164	28.307	+0.280	6	15:11:09.791	30.208	+0.169				
2	15:08:59.337	28.173	+0.146	7	15:11:40.441	30.650	+0.611				
3	15:09:27.364	28.027		8	15:12:12.330	31.889	+1.850				
4	15:09:55.587	28.223	+0.196	(32) Marcus LEE SOPER							
5	15:10:23.786	28.199	+0.172	1	15:08:33.617	30.220	+0.949				
6	15:10:52.322	28.536	+0.509	2	15:09:02.888	29.271					
7	15:11:21.101	28.779	+0.752	3	15:09:33.496	30.608	+1.337				
8	15:11:51.068	29.967	+1.940	4	15:10:05.252	31.756	+2.485				
(92) Steve MAGES				5	15:10:36.710	31.458	+2.187				
1	15:08:34.292	30.415	+1.705	6	15:11:07.529	30.819	+1.548				
2	15:09:03.333	29.041	+0.331	7	15:11:37.693	30.164	+0.893				
3	15:09:33.133	29.800	+1.090	(941) Jeffrey MEURS							
4	15:10:02.241	29.108	+0.398	1	15:09:11.788	1:05.486	+35.101				
5	15:10:31.542	29.301	+0.591	2	15:10:10.903	59.115	+28.730				
6	15:11:00.854	29.312	+0.602	3	15:10:42.151	31.248	+0.863				
7	15:11:30.411	29.557	+0.847	4	15:11:13.070	30.919	+0.534				
8	15:11:59.121	28.710		5	15:11:43.455	30.385					
(61) Gannon AUDETTE				6	15:12:17.671	34.216	+3.831				
1	15:08:32.991	28.758	+0.826								
2	15:09:02.359	29.368	+1.436								
3	15:09:30.291	27.932									
4	15:10:00.160	29.869	+1.937								
5	15:10:29.756	29.596	+1.664								
6	15:10:59.657	29.901	+1.969								
7	15:11:29.607	29.950	+2.018								
8	15:12:00.238	30.631	+2.699								
(62) Jesse WENTLAND											
1	15:08:35.102	29.885	+1.051								
2	15:09:03.936	28.834									
3	15:09:34.160	30.224	+1.390								
4	15:10:03.178	29.018	+0.184								
5	15:10:32.401	29.223	+0.389								
6	15:11:02.091	29.690	+0.856								
7	15:11:31.151	29.060	+0.226								
8	15:12:01.260	30.109	+1.275								
(64) Dominique THURY											
1	15:08:35.505	30.810	+1.705								
2	15:09:04.610	29.105									
3	15:09:34.975	30.365	+1.260								
4	15:10:05.145	30.170	+1.065								
5	15:10:34.961	29.816	+0.711								
6	15:11:04.444	29.483	+0.378								
7	15:11:34.054	29.610	+0.505								
8	15:12:04.279	30.225	+1.120								
(810) Kai HAASE											
1	15:08:36.384	29.798	+0.561								
2	15:09:08.597	32.213	+2.976								
3	15:09:37.834	29.237									
4	15:10:07.770	29.936	+0.699								





ADAC SX Cup 2016/17 München 18-19 November

Class SX1

Tracklength: 300 m

Startgrid Hoffnungslauf D

Friday 18th of November

Pos.	No.	Name	FNM	Nat./Hometown	Trademark	Entrant / Team
1	817	CLERMONT, Jason		FRA	Honda	HFour-Caluori Racing Team by Energybody
2	69	MACANAS, Carlos		ESP	Suzuki	Team Twenty Suspension
3	810	HAASE, Kai		GER	Suzuki	stielergruppe.mx Johannes-Bikes Suzuki
4	952	MACLER, Ludowig		FRA	Suzuki	Suzuki Schill by MJ Sport
5	922	FORS, Kevin		BEL	Honda	KMP-Honda-Repsol-Racing-Team
6	74	WILLIAMS, Zack		USA	Honda	KMP-Honda-Repsol-Racing-Team
7	68	HEATH, Harrison		USA	Kawasaki	Sturm Racing Team
8	4	Bayliss, Matthew		GBR	Honda	Team Waldmann
9	32	LEE SOPER, Marcus		GBR	Suzuki	Team Twenty Suspension
10	39	HALLAFORS, Niclas		SWE	Yamaha	STC Racing
11	941	MEURS, Jeffrey		NED	Yamaha	STC Racing
12	80	CLASON, Cade		USA	Honda	Meyer Racing Team

Announcements: These results are provisional until the conclusion of any judicial and technical matters

Clerk of the course Xaver Sturm

Jury President Olaf Noack

Timekeeping Steffen Kirchhof

Posted at: h

Printed: 18.11.2016 15:14

Reg. Nr SX 06/16 FIM 297/20 FIM Europe 21/114



Int. ADAC Supercross München 2016

SX1

München 0,300 Km

LAST CHANCE D

18.11.2016 15:10

Race (8 Laps) started at 15:30:34

Pos	No.	Name	Nat.	Bike	Entrant/Team	Laps	Total Tm	Diff	Best Tm	In Lap	Points
1	817	Jason CLERMONT	FRA	Honda	HFour-Caluori Racing Team by Energybody	8	4:20.824		28.535	1	0
2	69	Carlos MACANAS	ESP	Suzuki	Team Twenty Suspension	8	4:22.343	1.519	28.577	2	0
3	32	Marcus LEE SOPER	GBR	Suzuki	Team Twenty Suspension	8	4:25.058	4.234	29.132	4	0
4	68	Harrison HEATH	USA	Kawasaki	Sturm Racing Team	8	4:26.546	5.722	28.187	4	0
5	952	Ludowig MACLER	FRA	Suzuki	Suzuki Schill by MJ Sport	8	4:27.041	6.217	28.930	4	0
6	810	Kai HAASE	GER	Suzuki	stielergruppe.mx Johannes-Bikes Suzuki	8	4:28.772	7.948	28.721	4	0
7	4	Matthew Bayliss	GBR	Honda	Team Waldmann	8	4:30.784	9.960	28.607	6	0
8	941	Jeffrey MEURS	NED	Yamaha	STC Racing	8	4:36.863	16.039	29.493	6	0
9	74	Zack WILLIAMS	USA	Honda	KMP-Honda-Repsol-Racing-Team	8	4:39.557	18.733	29.956	5	0
10	922	Kevin FORS	BEL	Honda	KMP-Honda-Repsol-Racing-Team	6	3:33.858	2 Laps	29.518	5	0
11	39	Niclas HALLAFORS	SWE	Yamaha	STC Racing	6	3:35.900	2 Laps	30.056	6	0
12	80	Cade CLASON	USA	Honda	Meyer Racing Team	3	1:59.736	5 Laps	28.482	3	0

Margin of Victory	Ø km/h	Best Lap Tm	km/h	Best Lap by
1.519	33,126	28.187	38,316	68 - Harrison HEATH

Official Timing camp-company.de / mwraceconsulting.com

Orbits

Timekeeping Steffen Kirchhof:

Clerk of the course Xaver Sturm:

Steward Olaf Noack:

Reg. Nr SX 06/16 FIM 297/20 FIM Europe 21/114

Printed: 18.11.2016 15:35:41

posted at: h





Int. ADAC Supercross München 2016

SX1

München 0,300 Km

LAST CHANCE D

18.11.2016 15:10

Race (8 Laps) started at 15:30:34

Lap	Time of Day	Lap Tm	Diff	Lap	Time of Day	Lap Tm	Diff	Lap	Time of Day	Lap Tm	Diff	
(817) Jason CLERMONT				5	15:33:36.044	30.011	+1.404					
1	15:31:29.166	28.535		6	15:34:04.651	28.607						
2	15:31:58.006	28.840	+0.305	7	15:34:33.691	29.040	+0.433					
3	15:32:26.792	28.786	+0.251	8	15:35:04.959	31.268	+2.661					
4	15:32:55.578	28.786	+0.251	(941) Jeffrey MEURS								
5	15:33:25.167	29.589	+1.054	1	15:31:37.844	31.271	+1.778					
6	15:33:54.274	29.107	+0.572	2	15:32:08.120	30.276	+0.783					
7	15:34:23.461	29.187	+0.652	3	15:32:38.444	30.324	+0.831					
8	15:34:54.999	31.538	+3.003	4	15:33:09.042	30.598	+1.105					
(69) Carlos MACANAS				5	15:33:39.131	30.089	+0.596					
1	15:31:30.816	29.257	+0.680	6	15:34:08.624	29.493						
2	15:31:59.393	28.577		7	15:34:38.646	30.022	+0.529					
3	15:32:28.210	28.817	+0.240	8	15:35:11.038	32.392	+2.899					
4	15:32:57.062	28.852	+0.275	(74) Zack WILLIAMS								
5	15:33:26.552	29.490	+0.913	1	15:31:39.794	31.068	+1.112					
6	15:33:56.190	29.638	+1.061	2	15:32:11.349	31.555	+1.599					
7	15:34:25.461	29.271	+0.694	3	15:32:41.315	29.966	+0.010					
8	15:34:56.518	31.057	+2.480	4	15:33:11.323	30.008	+0.052					
(32) Marcus LEE SOPER				5	15:33:41.279	29.956						
1	15:31:31.904	29.403	+0.271	6	15:34:11.752	30.473	+0.517					
2	15:32:01.714	29.810	+0.678	7	15:34:43.260	31.508	+1.552					
3	15:32:30.865	29.151	+0.019	8	15:35:13.732	30.472	+0.516					
4	15:32:59.997	29.132		(922) Kevin FORS								
5	15:33:29.955	29.958	+0.826	1	15:31:35.670	30.935	+1.417					
6	15:33:59.976	30.021	+0.889	2	15:32:05.985	30.315	+0.797					
7	15:34:29.973	29.997	+0.865	3	15:32:36.953	30.968	+1.450					
8	15:34:59.233	29.260	+0.128	4	15:33:08.336	31.383	+1.865					
(68) Harrison HEATH				5	15:33:37.854	29.518						
1	15:31:33.785	28.931	+0.744	6	15:34:08.033	30.179	+0.661					
2	15:32:04.453	30.668	+2.481	(39) Niclas HALLAFORS								
3	15:32:33.338	28.885	+0.698	1	15:31:38.868	31.296	+1.240					
4	15:33:01.525	28.187		2	15:32:09.143	30.275	+0.219					
5	15:33:30.969	29.444	+1.257	3	15:32:39.575	30.432	+0.376					
6	15:34:00.659	29.690	+1.503	4	15:33:09.927	30.352	+0.296					
7	15:34:30.444	29.785	+1.598	5	15:33:40.019	30.092	+0.036					
8	15:35:00.721	30.277	+2.090	6	15:34:10.075	30.056						
(952) Ludwig MACLER				(80) Cade CLASON								
1	15:31:33.419	29.397	+0.467	1	15:31:34.365	28.929	+0.447					
2	15:32:02.386	28.967	+0.037	2	15:32:05.429	31.064	+2.582					
3	15:32:31.834	29.448	+0.518	3	15:32:33.911	28.482						
4	15:33:00.764	28.930										
5	15:33:30.948	30.184	+1.254									
6	15:34:01.267	30.319	+1.389									
7	15:34:31.044	29.777	+0.847									
8	15:35:01.216	30.172	+1.242									
(810) Kai HAASE												
1	15:31:33.201	29.472	+0.751									
2	15:32:05.419	32.218	+3.497									
3	15:32:36.315	30.896	+2.175									
4	15:33:05.036	28.721										
5	15:33:34.193	29.157	+0.436									
6	15:34:03.606	29.413	+0.692									
7	15:34:32.625	29.019	+0.298									
8	15:35:02.947	30.322	+1.601									
(4) Matthew Bayliss												
1	15:31:36.784	30.815	+2.208									
2	15:32:06.937	30.153	+1.546									
3	15:32:37.343	30.406	+1.799									
4	15:33:06.033	28.690	+0.083									





ADAC SX Cup 2016/17 München 18-19 November

Class SX1

Tracklength: 300 m

Startgrid Halbfinale E

Friday 18th of November

Pos.	No.	Name	FNM	Nat./Hometown	Trademark	Entrant / Team
1	75	SCHMIDT, Nicholas		USA	Suzuki	Sturm Racing Team
2	101	BLOSE, Christopher		USA	Kawasaki	Sturm Racing Team
3	3	OWEN, Jace Wayne		USA	Honda	Team Waldmann
4	19	ROMBAUT, Loic		FRA	KTM	HFour-Caluori Racing Team by Energybody
5	134	NEUGEBAUER, Filip		CZE	Kawasaki	MONSTER ENERGY KAWASAKI ELF Team
6	99	COATES, Paul		GBR	Kawasaki	MONSTER ENERGY KAWASAKI ELF Team
7	211	JAULIN, Sullivan		FRA	KTM	KTM-Kosak Racing
8	42	CUNNINGHAM, Kyle		USA	Suzuki	Team Castrol Power1 Suzuki Moto-Base
9	98	POLITELLI, Austin		USA	Yamaha	Meyer Racing Team
10	817	CLERMONT, Jason		FRA	Honda	HFour-Caluori Racing Team by Energybody
11	32	LEE SOPER, Marcus		GBR	Suzuki	Team Twenty Suspension

Announcements: These results are provisional until the conclusion of any judicial and technical matters

Clerk of the course Xaver Sturm

Jury President Olaf Noack

Timekeeping Steffen Kirchhof

Posted at: h

Printed: 18.11.2016 15:36

Reg. Nr SX 06/16 FIM 297/20 FIM Europe 21/114



ADAC SX Cup 2016/17 München 18-19 November

Class SX1

Tracklength: 300 m

Startgrid Halbfinale F

Friday 18th of November

Pos.	No.	Name	FNM	Nat./Hometown	Trademark	Entrant / Team
1	5	FAITH, Gavin		USA	Honda	Team Waldmann
2	727	MAILLARD, Boris		FRA	Suzuki	Team DIGA-Procross
3	225	LEFRANCOIS, Charles		FRA	Suzuki	Team Twenty Suspension
4	92	MAGES, Steve		USA	Yamaha	Meyer Racing Team
5	511	CLARKE, Steven		GBR	Husqvarna	MPS Husqvarna Racing
6	61	AUDETTE, Gannon		USA	Kawasaki	MONSTER ENERGY KAWASAKI ELF Team
7	62	WENTLAND, Jesse		USA	Suzuki	stielergruppe.mx Johannes-Bikes Suzuki
8	27	WEY, Nick		USA	Kawasaki	Sturm Racing Team
9	64	THURY, Dominique		GER	KTM	Team GST Berlin
10	69	MACANAS, Carlos		ESP	Suzuki	Team Twenty Suspension
11	68	HEATH, Harrison		USA	Kawasaki	Sturm Racing Team

Announcements: These results are provisional until the conclusion of any judicial and technical matters

Clerk of the course Xaver Sturm

Jury President Olaf Noack

Timekeeping Steffen Kirchhof

Posted at: h

Printed: 18.11.2016 15:37

Reg. Nr SX 06/16 FIM 297/20 FIM Europe 21/114



Int. ADAC Supercross München 2016

SX1

München 0,300 Km

SEMIFINAL E

18.11.2016 20:00

Race (12 Laps) started at 20:00:12

Pos	No.	Name	Nat.	Bike	Entrant/Team	Laps	Total Tm	Diff	Best Tm	In Lap	Points
1	75	Nicholas SCHMIDT	USA	Suzuki	Sturm Racing Team	12	5:52.078		25.997	1	0
2	211	Sullivan JAULIN	FRA	KTM	KTM-Kosak Racing	12	5:58.956	6.878	27.184	7	0
3	42	Kyle CUNNINGHAM	USA	Suzuki	Team Castrol Power1 Suzuki Moto-Base	12	5:59.811	7.733	26.047	1	0
4	99	Paul COATES	GBR	Kawasaki	MONSTER ENERGY KAWASAKI ELF Team Pfeil	12	6:04.184	12.106	27.439	4	0
5	19	Loïc ROMBAUT	FRA	KTM	HFour-Caluori Racing Team by Energybody	12	6:06.088	14.010	26.721	1	0
6	817	Jason CLERMONT	FRA	Honda	HFour-Caluori Racing Team by Energybody	12	6:07.715	15.637	27.296	7	0
7	134	Filip NEUGEBAUER	CZE	Kawasaki	MONSTER ENERGY KAWASAKI ELF Team Pfeil	12	6:08.014	15.936	26.806	3	0
8	3	Jace Wayne OWEN	USA	Honda	Team Waldmann	11	5:56.263	1 Lap	26.150	3	0
9	32	Marcus LEE SOPER	GBR	Suzuki	Team Twenty Suspension	11	6:01.774	1 Lap	28.160	4	0
10	98	Austin POLITELLI	USA	Yamaha	Meyer Racing Team	7	6:13.210	5 Laps	27.912	5	0
11	101	Christopher BLOSE	USA	Kawasaki	Sturm Racing Team	3	1:56.742	9 Laps	26.110	1	0

Announcements

#75 Nicholas Schmidt holeshot

Margin of Victory	Ø km/h	Best Lap Tm	km/h	Best Lap by
6.878	36,810	25.997	41,543	75 - Nicholas SCHMIDT

Official Timing camp-company.de / mwraceconsulting.com

Orbits

Timekeeping Steffen Kirchhof:

Clerk of the course Xaver Sturm:

Steward Olaf Noack:

Reg. Nr SX 06/16 FIM 297/20 FIM Europe 21/114

Printed: 18.11.2016 20:06:41

posted at: h





Int. ADAC Supercross München 2016

SX1

München 0,300 Km

SEMIFINAL E

18.11.2016 20:00

Race (12 Laps) started at 20:00:12

Lap	Time of Day	Lap Tm	Diff	Lap	Time of Day	Lap Tm	Diff	Lap	Time of Day	Lap Tm	Diff
(75) Nicholas SCHMIDT				9	20:04:56.528	27.412	+0.691	7	20:06:26.194	2:47.056	+2:19.144
1	20:01:03.990	25.997		10	20:05:23.963	27.435	+0.714	(101) Christopher BLOSE			
2	20:01:30.188	26.198	+0.201	11	20:05:51.619	27.656	+0.935	1	20:01:16.036	26.110	
3	20:01:56.720	26.532	+0.535	12	20:06:19.072	27.453	+0.732	2	20:01:42.573	26.537	+0.427
4	20:02:23.256	26.536	+0.539	(817) Jason CLERMONT				3	20:02:09.726	27.153	+1.043
5	20:02:53.019	29.763	+3.766	1	20:01:12.030	27.794	+0.498				
6	20:03:20.202	27.183	+1.186	2	20:01:39.692	27.662	+0.366				
7	20:03:46.635	26.433	+0.436	3	20:02:07.676	27.984	+0.688				
8	20:04:13.528	26.893	+0.896	4	20:02:35.546	27.870	+0.574				
9	20:04:41.073	27.545	+1.548	5	20:03:04.846	29.300	+2.004				
10	20:05:08.152	27.079	+1.082	6	20:03:32.764	27.918	+0.622				
11	20:05:35.219	27.067	+1.070	7	20:04:00.060	27.296					
12	20:06:05.062	29.843	+3.846	8	20:04:27.631	27.571	+0.275				
(211) Sulivan JAULIN				9	20:04:55.132	27.501	+0.205				
1	20:01:08.687	28.178	+0.994	10	20:05:22.790	27.658	+0.362				
2	20:01:36.171	27.484	+0.300	11	20:05:50.690	27.900	+0.604				
3	20:02:04.312	28.141	+0.957	12	20:06:20.699	30.009	+2.713				
4	20:02:32.453	28.141	+0.957	(134) Filip NEUGEBAUER							
5	20:02:59.911	27.458	+0.274	1	20:01:20.906	28.197	+1.391				
6	20:03:27.396	27.485	+0.301	2	20:01:48.337	27.431	+0.625				
7	20:03:54.580	27.184		3	20:02:15.143	26.806					
8	20:04:22.201	27.621	+0.437	4	20:02:42.377	27.234	+0.428				
9	20:04:49.558	27.357	+0.173	5	20:03:09.226	26.849	+0.043				
10	20:05:17.001	27.443	+0.259	6	20:03:36.583	27.357	+0.551				
11	20:05:44.492	27.491	+0.307	7	20:04:03.754	27.171	+0.365				
12	20:06:11.940	27.448	+0.264	8	20:04:30.676	26.922	+0.116				
(42) Kyle CUNNINGHAM				9	20:04:57.747	27.071	+0.265				
1	20:01:14.924	26.047		10	20:05:24.807	27.060	+0.254				
2	20:01:42.123	27.199	+1.152	11	20:05:52.277	27.470	+0.664				
3	20:02:08.241	26.118	+0.071	12	20:06:20.998	28.721	+1.915				
4	20:02:36.768	28.527	+2.480	(3) Jace Wayne OWEN							
5	20:03:04.573	27.805	+1.758	1	20:01:31.512	26.678	+0.528				
6	20:03:31.097	26.524	+0.477	2	20:01:57.822	26.310	+0.160				
7	20:03:57.676	26.579	+0.532	3	20:02:23.972	26.150					
8	20:04:24.634	26.958	+0.911	4	20:02:55.133	31.161	+5.011				
9	20:04:51.251	26.617	+0.570	5	20:03:21.315	26.182	+0.032				
10	20:05:18.076	26.825	+0.778	6	20:03:47.712	26.397	+0.247				
11	20:05:45.447	27.371	+1.324	7	20:04:14.378	26.666	+0.516				
12	20:06:12.795	27.348	+1.301	8	20:04:42.228	27.850	+1.700				
(99) Paul COATES				9	20:05:10.442	28.214	+2.064				
1	20:01:08.240	28.552	+1.113	10	20:05:41.437	30.995	+4.845				
2	20:01:35.824	27.584	+0.145	11	20:06:09.247	27.810	+1.660				
3	20:02:03.859	28.035	+0.596	(32) Marcus LEE SOPER							
4	20:02:31.298	27.439		1	20:01:10.596	28.163	+0.003				
5	20:03:01.507	30.209	+2.770	2	20:01:38.893	28.297	+0.137				
6	20:03:28.964	27.457	+0.018	3	20:02:07.175	28.282	+0.122				
7	20:03:56.915	27.951	+0.512	4	20:02:35.335	28.160					
8	20:04:24.469	27.554	+0.115	5	20:03:04.267	28.932	+0.772				
9	20:04:53.251	28.782	+1.343	6	20:03:34.758	30.491	+2.331				
10	20:05:20.924	27.673	+0.234	7	20:04:10.704	35.946	+7.786				
11	20:05:48.742	27.818	+0.379	8	20:04:40.086	29.382	+1.222				
12	20:06:17.168	28.426	+0.987	9	20:05:12.321	32.235	+4.075				
(19) Loic ROMBAUT				10	20:05:42.494	30.173	+2.013				
1	20:01:14.074	26.721		11	20:06:14.758	32.264	+4.104				
2	20:01:42.176	28.102	+1.381	(98) Austin POLITELLI							
3	20:02:11.480	29.304	+2.583	1	20:01:12.848	28.161	+0.249				
4	20:02:38.840	27.360	+0.639	2	20:01:40.787	27.939	+0.027				
5	20:03:06.074	27.234	+0.513	3	20:02:08.827	28.040	+0.128				
6	20:03:34.687	28.613	+1.892	4	20:02:37.383	28.556	+0.644				
7	20:04:01.888	27.201	+0.480	5	20:03:05.295	27.912					
8	20:04:29.116	27.228	+0.507	6	20:03:39.138	33.843	+5.931				





Int. ADAC Supercross München 2016

SX1

München 0,300 Km

SEMIFINAL F

18.11.2016 20:15

Race (12 Laps) started at 20:15:24

Pos	No.	Name	Nat.	Bike	Entrant/Team	Laps	Total Tm	Diff	Best Tm	In Lap	Points
1	5	Gavin FAITH	USA	Honda	Team Waldmann	12	5:54.262		26.630	6	0
2	92	Steve MAGES	USA	Yamaha	Meyer Racing Team	12	5:58.384	4.122	27.144	2	0
3	727	Boris MAILLARD	FRA	Suzuki	Team DIGA-Procross	12	5:59.368	5.106	26.971	5	0
4	225	Charles LEFRANCOIS	FRA	Suzuki	Team Twenty Suspension	12	6:00.474	6.212	27.239	1	0
5	64	Dominique THURY	GER	KTM	Team GST Berlin	12	6:01.801	7.539	27.338	2	0
6	62	Jesse WENTLAND	USA	Suzuki	stielergruppe.mx Johannes-Bikes Suzuki	12	6:01.896	7.634	26.940	10	0
7	511	Steven CLARKE	GBR	Husqvarna	MPS Husqvarna Racing	12	6:05.286	11.024	27.396	9	0
8	61	Gannon AUDETTE	USA	Kawasaki	MONSTER ENERGY KAWASAKI ELF Team Pfeil	12	6:06.799	12.537	27.205	10	0
9	27	Nick WEY	USA	Kawasaki	Sturm Racing Team	12	6:09.972	15.710	27.706	6	0
10	68	Harrison HEATH	USA	Kawasaki	Sturm Racing Team	12	6:18.239	23.977	27.663	6	0
11	69	Carlos MACANAS	ESP	Suzuki	Team Twenty Suspension	12	6:18.824	24.562	28.113	8	0

Announcements

#68 Harrison Heath hioleshot

Margin of Victory	Ø km/h	Best Lap Tm	km/h	Best Lap by
4.122	36,583	26.630	40,556	5 - Gavin FAITH

Official Timing camp-company.de / mwraceconsulting.com

Orbits

Timekeeping Steffen Kirchhof:

Clerk of the course Xaver Sturm:

Steward Olaf Noack:

Reg. Nr SX 06/16 FIM 297/20 FIM Europe 21/114

Printed: 18.11.2016 20:23:15

posted at: h





Int. ADAC Supercross München 2016

SX1

München 0,300 Km

SEMIFINAL F

18.11.2016 20:15

Race (12 Laps) started at 20:15:24

Lap	Time of Day	Lap Tm	Diff	Lap	Time of Day	Lap Tm	Diff	Lap	Time of Day	Lap Tm	Diff
(5) Gavin FAITH				9	20:20:01.945	27.880	+0.542	5	20:18:18.831	28.477	+0.814
1	20:16:17.877	26.832	+0.202	10	20:20:29.629	27.684	+0.346	6	20:18:46.494	27.663	
2	20:16:44.839	26.962	+0.332	11	20:20:57.346	27.717	+0.379	7	20:19:14.985	28.491	+0.828
3	20:17:12.203	27.364	+0.734	12	20:21:26.475	29.129	+1.791	8	20:19:44.282	29.297	+1.634
4	20:17:38.961	26.758	+0.128	(62) Jesse WENTLAND				9	20:20:14.316	30.034	+2.371
5	20:18:05.697	26.736	+0.106	1	20:16:21.627	28.114	+1.174	10	20:20:43.769	29.453	+1.790
6	20:18:32.327	26.630		2	20:16:49.944	28.317	+1.377	11	20:21:13.023	29.254	+1.591
7	20:18:59.277	26.950	+0.320	3	20:17:18.130	28.186	+1.246	12	20:21:42.913	29.890	+2.227
8	20:19:26.399	27.122	+0.492	4	20:17:45.306	27.176	+0.236	(69) Carlos MACANAS			
9	20:19:54.061	27.662	+1.032	5	20:18:12.758	27.452	+0.512	1	20:16:27.450	30.810	+2.697
10	20:20:22.719	28.658	+2.028	6	20:18:40.500	27.742	+0.802	2	20:16:56.907	29.457	+1.344
11	20:20:51.517	28.798	+2.168	7	20:19:07.959	27.459	+0.519	3	20:17:25.061	28.154	+0.041
12	20:21:18.936	27.419	+0.789	8	20:19:34.991	27.032	+0.092	4	20:17:53.381	28.320	+0.207
(92) Steve MAGES				9	20:20:03.421	28.430	+1.490	5	20:18:21.996	28.615	+0.502
1	20:16:18.711	27.572	+0.428	10	20:20:30.361	26.940		6	20:18:50.311	28.315	+0.202
2	20:16:45.855	27.144		11	20:20:58.003	27.642	+0.702	7	20:19:18.657	28.346	+0.233
3	20:17:13.419	27.564	+0.420	12	20:21:26.570	28.567	+1.627	8	20:19:46.770	28.113	
4	20:17:41.103	27.684	+0.540	(511) Steven CLARKE				9	20:20:15.470	28.700	+0.587
5	20:18:08.729	27.626	+0.482	1	20:16:20.344	27.864	+0.468	10	20:20:44.514	29.044	+0.931
6	20:18:36.171	27.442	+0.298	2	20:16:49.275	28.931	+1.535	11	20:21:13.821	29.307	+1.194
7	20:19:03.627	27.456	+0.312	3	20:17:17.963	28.688	+1.292	12	20:21:43.498	29.677	+1.564
8	20:19:31.538	27.911	+0.767	4	20:17:46.352	28.389	+0.993				
9	20:19:59.347	27.809	+0.665	5	20:18:13.920	27.568	+0.172				
10	20:20:27.004	27.657	+0.513	6	20:18:41.875	27.955	+0.559				
11	20:20:54.782	27.778	+0.634	7	20:19:09.864	27.989	+0.593				
12	20:21:23.058	28.276	+1.132	8	20:19:38.056	28.192	+0.796				
(727) Boris MAILLARD				9	20:20:05.452	27.396					
1	20:16:21.334	28.334	+1.363	10	20:20:33.657	28.205	+0.809				
2	20:16:49.642	28.308	+1.337	11	20:21:01.318	27.661	+0.265				
3	20:17:16.918	27.276	+0.305	12	20:21:29.960	28.642	+1.246				
4	20:17:44.438	27.520	+0.549	(61) Gannon AUDETTE							
5	20:18:11.409	26.971		1	20:16:23.302	28.299	+1.094				
6	20:18:38.808	27.399	+0.428	2	20:16:51.413	28.111	+0.906				
7	20:19:06.060	27.252	+0.281	3	20:17:20.726	29.313	+2.108				
8	20:19:33.348	27.288	+0.317	4	20:17:49.446	28.720	+1.515				
9	20:20:00.459	27.111	+0.140	5	20:18:17.075	27.629	+0.424				
10	20:20:28.289	27.830	+0.859	6	20:18:44.850	27.775	+0.570				
11	20:20:56.257	27.968	+0.997	7	20:19:13.473	28.623	+1.418				
12	20:21:24.042	27.785	+0.814	8	20:19:40.745	27.272	+0.067				
(225) Charles LEFRANCOIS				9	20:20:08.876	28.131	+0.926				
1	20:16:17.746	27.239		10	20:20:36.081	27.205					
2	20:16:46.861	29.115	+1.876	11	20:21:03.399	27.318	+0.113				
3	20:17:14.401	27.540	+0.301	12	20:21:31.473	28.074	+0.869				
4	20:17:42.235	27.834	+0.595	(27) Nick WEY							
5	20:18:10.048	27.813	+0.574	1	20:16:23.102	28.464	+0.758				
6	20:18:37.704	27.656	+0.417	2	20:16:51.318	28.216	+0.510				
7	20:19:05.066	27.362	+0.123	3	20:17:20.147	28.829	+1.123				
8	20:19:32.723	27.657	+0.418	4	20:17:48.284	28.137	+0.431				
9	20:20:00.383	27.660	+0.421	5	20:18:16.545	28.261	+0.555				
10	20:20:29.249	28.866	+1.627	6	20:18:44.251	27.706					
11	20:20:57.136	27.887	+0.648	7	20:19:12.479	28.228	+0.522				
12	20:21:25.148	28.012	+0.773	8	20:19:40.225	27.746	+0.040				
(64) Dominique THURY				9	20:20:09.674	29.449	+1.743				
1	20:16:20.006	28.140	+0.802	10	20:20:37.718	28.044	+0.338				
2	20:16:47.344	27.338		11	20:21:05.833	28.115	+0.409				
3	20:17:14.783	27.439	+0.101	12	20:21:34.646	28.813	+1.107				
4	20:17:42.693	27.910	+0.572	(68) Harrison HEATH							
5	20:18:10.547	27.854	+0.516	1	20:16:24.528	28.351	+0.688				
6	20:18:38.409	27.862	+0.524	2	20:16:53.104	28.576	+0.913				
7	20:19:06.716	28.307	+0.969	3	20:17:21.727	28.623	+0.960				
8	20:19:34.065	27.349	+0.011	4	20:17:50.354	28.627	+0.964				





ADAC SX Cup 2016/17 München 18-19 November

Class SX1

Tracklength: 300 m

Startgrid Hoffnungslauf G

Friday 18th of November

Pos.	No.	Name	FNM	Nat./Hometown	Trademark	Entrant / Team
1	817	CLERMONT, Jason		FRA	Honda	HFour-Caluori Racing Team by Energybody
2	62	WENTLAND, Jesse		USA	Suzuki	stielergruppe.mx Johannes-Bikes Suzuki
3	134	NEUGEBAUER, Filip		CZE	Kawasaki	MONSTER ENERGY KAWASAKI ELF Team
4	511	CLARKE, Steven		GBR	Husqvarna	MPS Husqvarna Racing
5	3	OWEN, Jace Wayne		USA	Honda	Team Waldmann
6	61	AUDETTE, Gannon		USA	Kawasaki	MONSTER ENERGY KAWASAKI ELF Team
7	32	LEE SOPER, Marcus		GBR	Suzuki	Team Twenty Suspension
8	27	WEY, Nick		USA	Kawasaki	Sturm Racing Team
9	98	POLITELLI, Austin		USA	Yamaha	Meyer Racing Team
10	68	HEATH, Harrison		USA	Kawasaki	Sturm Racing Team
11	101	BLOSE, Christopher		USA	Kawasaki	Sturm Racing Team
12	69	MACANAS, Carlos		ESP	Suzuki	Team Twenty Suspension

Announcements: These results are provisional until the conclusion of any judicial and technical matters

Clerk of the course Xaver Sturm

Jury President Olaf Noack

Timekeeping Steffen Kirchhof

Posted at: h

Printed: 18.11.2016 20:22

Reg. Nr SX 06/16 FIM 297/20 FIM Europe 21/114



Int. ADAC Supercross München 2016

SX1

München 0,300 Km

LAST CHANCE G

18.11.2016 21:25

Race (8 Laps) started at 21:35:17

Pos	No.	Name	Nat.	Bike	Entrant/Team	Laps	Total Tm	Diff	Best Tm	In Lap	Points
1	3	Jace Wayne OWEN	USA	Honda	Team Waldmann	8	4:05.601		26.470	5	0
2	101	Christopher BLOSE	USA	Kawasaki	Sturm Racing Team	8	4:06.949	1.348	26.565	2	0
3	134	Filip NEUGEBAUER	CZE	Kawasaki	MONSTER ENERGY KAWASAKI ELF Team Pfeil	8	4:07.646	2.045	27.053	5	0
4	62	Jesse WENTLAND	USA	Suzuki	stielergruppe.mx Johannes-Bikes Suzuki	8	4:08.130	2.529	26.727	5	0
5	27	Nick WEY	USA	Kawasaki	Sturm Racing Team	8	4:15.994	10.393	27.263	5	0
6	32	Marcus LEE SOPER	GBR	Suzuki	Team Twenty Suspension	8	4:19.485	13.884	28.438	5	0
7	69	Carlos MACANAS	ESP	Suzuki	Team Twenty Suspension	8	4:20.684	15.083	28.056	4	0
8	61	Gannon AUDETTE	USA	Kawasaki	MONSTER ENERGY KAWASAKI ELF Team Pfeil	8	4:21.778	16.177	27.770	8	0
9	68	Harrison HEATH	USA	Kawasaki	Sturm Racing Team	8	4:28.810	23.209	27.940	3	0
10	98	Austin POLITELLI	USA	Yamaha	Meyer Racing Team	8	4:35.409	29.808	27.728	3	0
11	817	Jason CLERMONT	FRA	Honda	HFour-Caluori Racing Team by Energybody	7	4:37.773	1 Lap	26.633	4	0
12	511	Steven CLARKE	GBR	Husqvarna	MPS Husqvarna Racing		1:12.398	8 Laps		0	0

Announcements

#817 Jason Clermont holeshot

Margin of Victory	Ø km/h	Best Lap Tm	km/h	Best Lap by
1.348	35,179	26.470	40,801	3 - Jace Wayne OWEN

Official Timing camp-company.de / mwraceconsulting.com

Orbits

Timekeeping Steffen Kirchhof:

Clerk of the course Xaver Sturm:

Steward Olaf Noack:

Reg. Nr SX 06/16 FIM 297/20 FIM Europe 21/114

Printed: 18.11.2016 21:42:40

posted at: h





Int. ADAC Supercross München 2016

SX1

München 0,300 Km

LAST CHANCE G

18.11.2016 21:25

Race (8 Laps) started at 21:35:17

Lap	Time of Day	Lap Tm	Diff	Lap	Time of Day	Lap Tm	Diff	Lap	Time of Day	Lap Tm	Diff
(3) Jace Wayne OWEN				5	21:38:11.326	28.170	+0.114				
1	21:36:11.972	26.743	+0.273	6	21:38:39.745	28.419	+0.363				
2	21:36:39.053	27.081	+0.611	7	21:39:09.683	29.938	+1.882				
3	21:37:06.678	27.625	+1.155	8	21:39:38.377	28.694	+0.638				
4	21:37:33.778	27.100	+0.630	(61) Gannon AUDETTE							
5	21:38:00.248	26.470		1	21:36:15.750	28.582	+0.812				
6	21:38:27.191	26.943	+0.473	2	21:36:43.740	27.990	+0.220				
7	21:38:54.332	27.141	+0.671	3	21:37:11.642	27.902	+0.132				
8	21:39:23.294	28.962	+2.492	4	21:37:41.047	29.405	+1.635				
(101) Christopher BLOSE				5	21:38:10.349	29.302	+1.532				
1	21:36:13.711	28.087	+1.522	6	21:38:38.659	28.310	+0.540				
2	21:36:40.276	26.565		7	21:39:11.701	33.042	+5.272				
3	21:37:07.565	27.289	+0.724	8	21:39:39.471	27.770					
4	21:37:35.105	27.540	+0.975	(68) Harrison HEATH							
5	21:38:02.131	27.026	+0.461	1	21:36:17.265	28.376	+0.436				
6	21:38:29.021	26.890	+0.325	2	21:36:46.039	28.774	+0.834				
7	21:38:57.082	28.061	+1.496	3	21:37:13.979	27.940					
8	21:39:24.642	27.560	+0.995	4	21:37:42.282	28.303	+0.363				
(134) Filip NEUGEBAUER				5	21:38:13.762	31.480	+3.540				
1	21:36:11.110	27.207	+0.154	6	21:38:42.369	28.607	+0.667				
2	21:36:38.955	27.845	+0.792	7	21:39:15.320	32.951	+5.011				
3	21:37:06.440	27.485	+0.432	8	21:39:46.503	31.183	+3.243				
4	21:37:34.520	28.080	+1.027	(98) Austin POLITELLI							
5	21:38:01.573	27.053		1	21:36:16.890	30.090	+2.362				
6	21:38:29.528	27.955	+0.902	2	21:36:44.889	27.999	+0.271				
7	21:38:57.363	27.835	+0.782	3	21:37:12.617	27.728					
8	21:39:25.339	27.976	+0.923	4	21:37:40.910	28.293	+0.565				
(62) Jesse WENTLAND				5	21:38:16.097	35.187	+7.459				
1	21:36:15.026	27.186	+0.459	6	21:38:45.792	29.695	+1.967				
2	21:36:42.001	26.975	+0.248	7	21:39:18.965	33.173	+5.445				
3	21:37:09.761	27.760	+1.033	8	21:39:53.102	34.137	+6.409				
4	21:37:36.662	26.901	+0.174	(817) Jason CLERMONT							
5	21:38:03.389	26.727		1	21:36:10.316	26.999	+0.366				
6	21:38:30.796	27.407	+0.680	2	21:36:37.083	26.767	+0.134				
7	21:38:58.399	27.603	+0.876	3	21:37:04.376	27.293	+0.660				
8	21:39:25.823	27.424	+0.697	4	21:37:31.009	26.633					
(27) Nick WEY				5	21:37:58.925	27.916	+1.283				
1	21:36:14.161	28.036	+0.773	6	21:38:26.251	27.326	+0.693				
2	21:36:43.005	28.844	+1.581	7	21:39:55.466	1:29.215	+1:02.582				
3	21:37:10.835	27.830	+0.567	(32) Marcus LEE SOPER							
4	21:37:39.158	28.323	+1.060	1	21:36:13.048	28.536	+0.098				
5	21:38:06.421	27.263		2	21:36:41.624	28.576	+0.138				
6	21:38:34.565	28.144	+0.881	3	21:37:10.713	29.089	+0.651				
7	21:39:05.461	30.896	+3.633	4	21:37:40.207	29.494	+1.056				
8	21:39:33.687	28.226	+0.963	5	21:38:08.645	28.438					
(69) Carlos MACANAS				6	21:38:37.103	28.458	+0.020				
1	21:36:18.250	28.871	+0.815	7	21:39:08.201	31.098	+2.660				
2	21:36:47.007	28.757	+0.701	8	21:39:37.178	28.977	+0.539				
3	21:37:15.100	28.093	+0.037								
4	21:37:43.156	28.056									





ADAC SX Cup 2016/17 München 18-19 November

Class SX1

Tracklength: 300 m

Startlist Superpole

Friday 18th of November

Pos.	No.	Name	FNM	Nat./Hometown	Trademark	Entrant / Team
1	101	BLOSE, Christopher		USA	Kawasaki	Sturm Racing Team
2	3	OWEN, Jace Wayne		USA	Honda	Team Waldmann
3	64	THURY, Dominique		GER	KTM	Team GST Berlin
4	19	ROMBAUT, Loic		FRA	KTM	HFour-Caluori Racing Team by Energybody
5	225	LEFRANCOIS, Charles		FRA	Suzuki	Team Twenty Suspension
6	99	COATES, Paul		GBR	Kawasaki	MONSTER ENERGY KAWASAKI ELF Team
7	727	MAILLARD, Boris		FRA	Suzuki	Team DIGA-Procross
8	42	CUNNINGHAM, Kyle		USA	Suzuki	Team Castrol Power1 Suzuki Moto-Base
9	92	MAGES, Steve		USA	Yamaha	Meyer Racing Team
10	211	JAULIN, Sullivan		FRA	KTM	KTM-Kosak Racing
11	5	FAITH, Gavin		USA	Honda	Team Waldmann
12	75	SCHMIDT, Nicholas		USA	Suzuki	Sturm Racing Team

Announcements: These results are provisional until the conclusion of any judicial and technical matters

Clerk of the course Xaver Sturm

Jury President Olaf Noack

Timekeeping Steffen Kirchhof

Posted at: h

Printed: 18.11.2016 21:40

Reg. Nr SX 06/16 FIM 297/20 FIM Europe 21/114



ADAC SX Cup 2016/17 München 18-19 November

Class SX1

Tracklength: 300 m

Startgrid American Final

Friday 18th of November

Pos.	No.	Name	FNM	Nat./Hometown	Trademark	Entrant / Team
1	134	NEUGEBAUER, Filip		CZE	Kawasaki	MONSTER ENERGY KAWASAKI ELF Team
2	62	WENTLAND, Jesse		USA	Suzuki	stielergruppe.mx Johannes-Bikes Suzuki
3	27	WEY, Nick		USA	Kawasaki	Sturm Racing Team
4	32	LEE SOPER, Marcus		GBR	Suzuki	Team Twenty Suspension
5	69	MACANAS, Carlos		ESP	Suzuki	Team Twenty Suspension
6	61	AUDETTE, Gannon		USA	Kawasaki	MONSTER ENERGY KAWASAKI ELF Team
7	68	HEATH, Harrison		USA	Kawasaki	Sturm Racing Team
8	98	POLITELLI, Austin		USA	Yamaha	Meyer Racing Team
9	817	CLERMONT, Jason		FRA	Honda	HFour-Caluori Racing Team by Energybody
10	511	CLARKE, Steven		GBR	Husqvarna	MPS Husqvarna Racing

Announcements: These results are provisional until the conclusion of any judicial and technical matters

Clerk of the course Xaver Sturm

Jury President Olaf Noack

Timekeeping Steffen Kirchhof

Posted at: h

Printed: 18.11.2016 21:45

Reg. Nr SX 06/16 FIM 297/20 FIM Europe 21/114



Int. ADAC Supercross München 2016

SX1

München 0,300 Km

Superpole

18.11.2016 21:35

Qualifying started at 21:47:21

Pos	No.	Name	Nat.	Bike	Entrant/Team	Laps	Best Tm	Diff	In Lap	km/h
1	42	Kyle CUNNINGHAM	USA	Suzuki	Team Castrol Power1 Suzuki Moto-Base	2	25.700		2	42,023
2	5	Gavin FAITH	USA	Honda	Team Waldmann	2	25.707	0.007	2	42,012
3	3	Jace Wayne OWEN	USA	Honda	Team Waldmann	2	25.754	0.054	2	41,935
4	75	Nicholas SCHMIDT	USA	Suzuki	Sturm Racing Team	2	25.842	0.142	2	41,792
5	101	Christopher BLOSE	USA	Kawasaki	Sturm Racing Team	2	26.067	0.367	2	41,432
6	225	Charles LEFRANCOIS	FRA	Suzuki	Team Twenty Suspension	2	26.081	0.381	2	41,409
7	64	Dominique THURY	GER	KTM	Team GST Berlin	2	26.899	1.199	2	40,150
8	92	Steve MAGES	USA	Yamaha	Meyer Racing Team	2	26.952	1.252	2	40,071
9	211	Sullivan JAULIN	FRA	KTM	KTM-Kosak Racing	2	27.048	1.348	2	39,929
10	19	Loic ROMBAUT	FRA	KTM	HFour-Caluori Racing Team by Energybody	2	27.066	1.366	2	39,902
11	99	Paul COATES	GBR	Kawasaki	MONSTER ENERGY KAWASAKI ELF Team Pfeil	2	27.200	1.500	2	39,706
12	727	Boris MAILLARD	FRA	Suzuki	Team DIGA-Procross	2	27.513	1.813	2	39,254





Int. ADAC Supercross München 2016

SX1

München 0,300 Km

FINAL

18.11.2016 22:15

Race (15 Laps)

Pos	No.	Name	Nat.	Bike	Entrant/Team
1	42	Kyle CUNNINGHAM	USA	Suzuki	Team Castrol Power1 Suzuki Moto-
2	5	Gavin FAITH	USA	Honda	Team Waldmann
3	3	Jace Wayne OWEN	USA	Honda	Team Waldmann
4	75	Nicholas SCHMIDT	USA	Suzuki	Sturm Racing Team
5	101	Christopher BLOSE	USA	Kawasaki	Sturm Racing Team
6	225	Charles LEFRANCOIS	FRA	Suzuki	Team Twenty Suspension
7	64	Dominique THURY	GER	KTM	Team GST Berlin
8	92	Steve MAGES	USA	Yamaha	Meyer Racing Team
9	211	Sullivan JAULIN	FRA	KTM	KTM-Kosak Racing
10	19	Loic ROMBAUT	FRA	KTM	HFour-Caluori Racing Team by Ener
11	99	Paul COATES	GBR	Kawasaki	MONSTER ENERGY KAWASAKI ELF
12	727	Boris MAILLARD	FRA	Suzuki	Team DIGA-Procross

Margin of Victory	Ø km/h	Best Lap Tm	km/h	Best Lap by
-	-	-	-	-





Int. ADAC Supercross München 2016

SX1

München 0,300 Km

American Final

18.11.2016 21:55

Race started at 22:15:52

Pos	No.	Name	Nat.	Bike	Entrant/Team	Laps	Total Tm	Diff	Best Tm	In Lap	Points
1	32	Marcus LEE SOPER	GBR	Suzuki	Team Twenty Suspension	7	11:17.819		27.946	5	0
2	817	Jason CLERMONT	FRA	Honda	HFour-Caluori Racing Team by Energybody	7	11:18.095	0.276	27.930	5	0
3	134	Filip NEUGEBAUER	CZE	Kawasaki	MONSTER ENERGY KAWASAKI ELF Team Pfeil	7	11:18.154	0.335	27.895	7	0
4	62	Jesse WENTLAND	USA	Suzuki	stielergruppe.mx Johannes-Bikes Suzuki	5	8:27.412	2 Laps	26.830	1	0
5	37	Johannes KLEIN	AUT	KTM	Sturm Racing Team	5	8:29.383	2 Laps	28.773	3	0
6	27	Nick WEY	USA	Kawasaki	Sturm Racing Team	5	8:33.464	2 Laps	28.749	3	0
7	810	Kai HAASE	GER	Suzuki	stielergruppe.mx Johannes-Bikes Suzuki	3	4:44.975	4 Laps	28.924	1	0
8	61	Gannon AUDETTE	USA	Kawasaki	MONSTER ENERGY KAWASAKI ELF Team Pfeil	3	4:45.302	4 Laps	29.062	3	0
9	511	Steven CLARKE	GBR	Husqvarna	MPS Husqvarna Racing	1	59.605	6 Laps	33.458	1	0
10	98	Austin POLITELLI	USA	Yamaha	Meyer Racing Team	1	1:01.362	6 Laps	29.549	1	0
11	69	Carlos MACANAS	ESP	Suzuki	Team Twenty Suspension	1	1:02.074	6 Laps	30.801	1	0
12	68	Harrison HEATH	USA	Kawasaki	Sturm Racing Team	1	1:03.002	6 Laps	30.848	1	0
13	949	Alessandro CONTESSI	SUI	Yamaha	HFour-Caluori Racing Team by Energybody	1	1:03.603	6 Laps	30.658	1	0

Margin of Victory	Ø km/h	Best Lap Tm	km/h	Best Lap by
0.276	11,153	26.830	40,253	62 - Jesse WENTLAND

Official Timing camp-company.de / mwraceconsulting.com

Orbits

Timekeeping Steffen Kirchhof:

Clerk of the course Xaver Sturm:

Steward Olaf Noack:

Reg. Nr SX 06/16 FIM 297/20 FIM Europe 21/114

Printed: 18.11.2016 22:27:33

posted at: h





Int. ADAC Supercross München 2016

SX1

München 0,300 Km

FINAL

18.11.2016 22:15

Race (15 Laps) started at 22:38:49

Pos	No.	Name	Nat.	Bike	Entrant/Team	Laps	Total Tm	Diff	Best Tm	In Lap	Points
1	5	Gavin FAITH	USA	Honda	Team Waldmann	15	7:13.068		26.461	2	25
2	42	Kyle CUNNINGHAM	USA	Suzuki	Team Castrol Power1 Suzuki Moto-Base	15	7:17.495	4.427	26.400	6	20
3	3	Jace Wayne OWEN	USA	Honda	Team Waldmann	15	7:20.481	7.413	26.781	2	16
4	75	Nicholas SCHMIDT	USA	Suzuki	Sturm Racing Team	15	7:20.814	7.746	26.815	15	13
5	225	Charles LEFRANCOIS	FRA	Suzuki	Team Twenty Suspension	15	7:29.231	16.163	27.262	11	11
6	101	Christopher BLOSE	USA	Yamaha	Sturm Racing Team	15	7:30.891	17.823	27.447	5	10
7	19	Loic ROMBAUT	FRA	KTM	HFour-Caluori Racing Team by Energybody	15	7:32.306	19.238	27.643	7	9
8	211	Sullivan JAULIN	FRA	KTM	KTM-Kosak Racing	15	7:33.768	20.700	27.488	9	8
9	64	Dominique THURY	GER	KTM	Team GST Berlin	14	7:15.651	1 Lap	28.285	8	7
10	92	Steve MAGES	USA	Yamaha	Meyer Racing Team	14	7:16.133	1 Lap	27.446	3	6
11	99	Paul COATES	GBR	Kawasaki	MONSTER ENERGY KAWASAKI ELF Team Pfeil	14	7:40.010	1 Lap	27.749	9	5
12	727	Boris MAILLARD	FRA	Suzuki	Team DIGA-Procross					0	4

Announcements

#5 Gavin Faith holeshot

Margin of Victory	Ø km/h	Best Lap Tm	km/h	Best Lap by
4.427	37,408	26.400	40,909	42 - Kyle CUNNINGHAM

Official Timing camp-company.de / mwraceconsulting.com

Orbits

Timekeeping Steffen Kirchhof:

Clerk of the course Xaver Sturm:

Steward Olaf Noack:

Reg. Nr SX 06/16 FIM 297/20 FIM Europe 21/114

Printed: 18.11.2016 22:46:53

posted at: h





Int. ADAC Supercross München 2016

SX1

München 0,300 Km

FINAL

18.11.2016 22:15

Race (15 Laps) started at 22:38:49

Lap	Time of Day	Lap Tm	Diff	Lap	Time of Day	Lap Tm	Diff	Lap	Time of Day	Lap Tm	Diff
(5) Gavin FAITH				14	22:45:43.887	27.171	+0.356	12	22:44:59.087	28.341	+0.853
1	22:39:41.891	26.879	+0.418	15	22:46:10.702	26.815		13	22:45:27.211	28.124	+0.636
2	22:40:08.352	26.461		(225) Charles LEFRANCOIS				14	22:45:55.477	28.266	+0.778
3	22:40:35.405	27.053	+0.592	1	22:39:47.590	28.241	+0.979	15	22:46:23.656	28.179	+0.691
4	22:41:02.695	27.290	+0.829	2	22:40:15.992	28.402	+1.140	(64) Dominique THURY			
5	22:41:29.477	26.782	+0.321	3	22:40:44.505	28.513	+1.251	1	22:39:45.951	28.762	+0.477
6	22:41:56.259	26.782	+0.321	4	22:41:11.861	27.356	+0.094	2	22:40:16.859	30.908	+2.623
7	22:42:23.122	26.863	+0.402	5	22:41:39.378	27.517	+0.255	3	22:40:45.735	28.876	+0.591
8	22:42:49.952	26.830	+0.369	6	22:42:06.969	27.591	+0.329	4	22:41:15.005	29.270	+0.985
9	22:43:16.696	26.744	+0.283	7	22:42:35.823	28.854	+1.592	5	22:41:43.715	28.710	+0.425
10	22:43:43.788	27.092	+0.631	8	22:43:04.060	28.237	+0.975	6	22:42:13.014	29.299	+1.014
11	22:44:11.314	27.526	+1.065	9	22:43:32.257	28.197	+0.935	7	22:42:42.009	28.995	+0.710
12	22:44:39.646	28.332	+1.871	10	22:43:59.843	27.586	+0.324	8	22:43:10.294	28.285	
13	22:45:06.767	27.121	+0.660	11	22:44:27.105	27.232		9	22:43:39.854	29.560	+1.275
14	22:45:34.780	28.013	+1.552	12	22:44:55.129	28.024	+0.762	10	22:44:08.492	28.638	+0.353
15	22:46:02.956	28.176	+1.715	13	22:45:23.620	28.491	+1.229	11	22:44:37.827	29.335	+1.050
(42) Kyle CUNNINGHAM				14	22:45:51.355	27.735	+0.473	12	22:45:06.962	29.135	+0.850
1	22:39:45.432	27.432	+1.032	15	22:46:19.119	27.764	+0.502	13	22:45:36.672	29.710	+1.425
2	22:40:12.293	26.861	+0.461	(101) Christopher BLOSE				14	22:46:05.539	28.867	+0.582
3	22:40:38.725	26.432	+0.032	1	22:39:46.678	27.871	+0.424	(92) Steve MAGES			
4	22:41:05.857	27.132	+0.732	2	22:40:15.429	28.751	+1.304	1	22:39:59.046	27.921	+0.475
5	22:41:32.680	26.823	+0.423	3	22:40:43.303	27.874	+0.427	2	22:40:26.760	27.714	+0.268
6	22:41:59.080	26.400		4	22:41:10.806	27.503	+0.056	3	22:40:54.206	27.446	
7	22:42:26.015	26.935	+0.535	5	22:41:38.253	27.447		4	22:41:21.761	27.555	+0.109
8	22:42:53.085	27.070	+0.670	6	22:42:05.868	27.615	+0.168	5	22:41:49.567	27.806	+0.360
9	22:43:20.081	26.996	+0.596	7	22:42:34.488	28.620	+1.173	6	22:42:17.286	27.719	+0.273
10	22:43:47.782	27.701	+1.301	8	22:43:03.390	28.902	+1.455	7	22:42:45.178	27.892	+0.446
11	22:44:15.682	27.900	+1.500	9	22:43:31.553	28.163	+0.716	8	22:43:13.320	28.142	+0.696
12	22:44:42.671	26.989	+0.589	10	22:44:00.499	28.946	+1.499	9	22:43:40.897	27.577	+0.131
13	22:45:09.942	27.271	+0.871	11	22:44:28.384	27.885	+0.438	10	22:44:08.712	27.815	+0.369
14	22:45:37.351	27.409	+1.009	12	22:44:55.870	27.486	+0.039	11	22:44:36.690	27.978	+0.532
15	22:46:07.383	30.032	+3.632	13	22:45:23.896	28.026	+0.579	12	22:45:05.723	29.033	+1.587
(3) Jace Wayne OWEN				14	22:45:52.168	28.272	+0.825	13	22:45:37.549	31.826	+4.380
1	22:39:42.618	26.814	+0.033	15	22:46:20.779	28.611	+1.164	14	22:46:06.021	28.472	+1.026
2	22:40:09.399	26.781		(19) Loic ROMBAUT				(99) Paul COATES			
3	22:40:36.270	26.871	+0.090	1	22:39:49.306	28.371	+0.728	1	22:40:10.367	30.942	+3.193
4	22:41:03.509	27.239	+0.458	2	22:40:17.464	28.158	+0.515	2	22:40:38.244	27.877	+0.128
5	22:41:30.955	27.446	+0.665	3	22:40:45.918	28.454	+0.811	3	22:41:07.512	29.268	+1.519
6	22:41:58.123	27.168	+0.387	4	22:41:14.302	28.384	+0.741	4	22:41:35.825	28.313	+0.564
7	22:42:25.238	27.115	+0.334	5	22:41:42.051	27.749	+0.106	5	22:42:05.249	29.424	+1.675
8	22:42:52.532	27.294	+0.513	6	22:42:10.024	27.973	+0.330	6	22:42:36.750	31.501	+3.752
9	22:43:20.132	27.600	+0.819	7	22:42:37.667	27.643		7	22:43:06.236	29.486	+1.737
10	22:43:49.396	29.264	+2.483	8	22:43:06.085	28.418	+0.775	8	22:43:36.654	30.418	+2.669
11	22:44:17.209	27.813	+1.032	9	22:43:33.764	27.679	+0.036	9	22:44:04.403	27.749	
12	22:44:45.248	28.039	+1.258	10	22:44:01.543	27.779	+0.136	10	22:44:32.922	28.519	+0.770
13	22:45:13.646	28.398	+1.617	11	22:44:29.512	27.969	+0.326	11	22:45:02.237	29.315	+1.566
14	22:45:42.122	28.476	+1.695	12	22:44:57.589	28.077	+0.434	12	22:45:31.221	28.984	+1.235
15	22:46:10.369	28.247	+1.466	13	22:45:25.816	28.227	+0.584	13	22:45:59.756	28.535	+0.786
(75) Nicholas SCHMIDT				14	22:45:53.673	27.857	+0.214	14	22:46:29.898	30.142	+2.393
1	22:39:46.756	30.317	+3.502	15	22:46:22.194	28.521	+0.878	(211) Sullivan JAULIN			
2	22:40:14.980	28.224	+1.409					1	22:39:50.490	28.549	+1.061
3	22:40:42.277	27.297	+0.482					2	22:40:18.532	28.042	+0.554
4	22:41:09.650	27.373	+0.558					3	22:40:46.835	28.303	+0.815
5	22:41:37.050	27.400	+0.585					4	22:41:15.481	28.646	+1.158
6	22:42:04.597	27.547	+0.732					5	22:41:43.980	28.499	+1.011
7	22:42:32.452	27.855	+1.040					6	22:42:11.584	27.604	+0.116
8	22:42:59.854	27.402	+0.587					7	22:42:39.362	27.778	+0.290
9	22:43:27.269	27.415	+0.600					8	22:43:07.343	27.981	+0.493
10	22:43:55.066	27.797	+0.982					9	22:43:34.831	27.488	
11	22:44:22.259	27.193	+0.378					10	22:44:02.795	27.964	+0.476
12	22:44:49.633	27.374	+0.559					11	22:44:30.746	27.951	+0.463
13	22:45:16.716	27.083	+0.268								

